



Colorado Division of Workers' Compensation (CODOWC) EDI Claims Release 3.1 Information Session

For Claim Administrators, Insurance
Companies, Third Party Administrators,
Self Insured Employers & EDI Service
Providers

Introduction of Presenters

Verisk

Jennifer Reno, Business Analyst II

Natalie Benavides, Product Specialist

Alysa Brown, Business Analyst II

Cristin Wiggins, Business Analyst II

Information about the CODOWC EDI Claims Release

3.1 Information Session



After reviewing this video, questions should be sent in an email to CODOWCEDI@VERISK.COM with “Info Session Question” in the subject line.



Questions sent to the Colorado Email address and responses will be published in an updated Q & A document. It will be made available online at <https://codowcedi.info/> . An announcement will be sent when it is available for download.

Electronic Data Interchange (EDI) for Claims

What is EDI?

- Electronic Data Interchange (EDI) is the electronic exchange of data between business trading partners in a standardized format

Implementation Considerations and Coordination



Access IAIABC Claims Release 3.1 Implementation schedule at:
<https://www.iaiaabc.org/edi-claims>

Select **EDI Claims**
from the EDI
Standards menu

Claims Release 3.1
Implementation
schedule

[Join](#) [Events & Education](#) [Resources](#) [Connect](#) [Committees](#) [EDI Standards](#) [About](#)

[EDI Claims](#)
[EDI Medical](#)
[EDI Proof Of Coverage](#)
[Electronic Medical Billing](#)
[EDI Modernization Project](#)
[Standard References](#)
[Standards Governance](#)
[EDI Jurisdiction-Only Calls](#)
[Licensing](#)

EDI Claims Standards

IAIABC EDI Claims Standards are used by claims administrators to report workers' compensation first report of injury and subsequent report of injury claims data to U.S. jurisdictions. EDI Claims Release 3.1 is the most current release and is maintained on an ongoing basis. Revised documentation for EDI Claims Release 3.1 is published on January 1 of each year.

Claims State Implementation

Download the [EDI Jurisdictional Profiles \(Members\)](#) and [EDI Jurisdictional Summary \(Public\)](#) for implementation insights on all IAIABC EDI Standards.

EDI Claims Implementation

Legend: R1, R3, R3.1.4, R3.1.7, Paper, N/A

[View the Claims Release 3.1 Implementation Schedule and Jurisdictional Notice to Adopt forms.](#)

Colorado's Release 3.1 Implementation Timeline


Colorado Release 3.1 Implementation Timeline

- Colorado will be transitioning from Release 1.0 (R1.0) to Release 3.1 (R3.1) for the electronic reporting of First Reports of Injury (FROI) and Subsequent Reports of Injury (SROI)
- Effective July 30, 2026, use of the R3.1 standard will be mandatory for all Colorado trading partners


Colorado Release 3.1 Implementation Timeline



The last day that R1.0 data will be accepted by CODOWC.



Effective Friday, July 30, 2026, electronic reporting via Release 3.1 will begin for all Trading Partners.



All R1.0 reports not received by CODOWC on July 29, 2026, by 5:00 PM **MST** (7:00 PM EST) and accepted, must be submitted to Verisk electronically per the Event Table effective on the mandate date **July 30, 2026**.

Colorado Release 3.1 Implementation Timeline

Trading Partner Registration: Available starting on 7/22/2024

Trading Partner/EDI Vendor Testing: Available 5/1/2025 through 7/10/2026

FROI Testing is to be completed by: 2/27/2026

SROI Testing is to be completed by: 7/10/2026

Last Submission of Release 1.0: must be received by Colorado no later than 7/29/2026 at 5:00 PM MST (7:00 pm EST).

Release 3.1 FROI SROI Reporting Begins: 7/30/2026

Release 3.1 Acknowledgements are returned beginning: 8/11/2026

Trading Partner Registration

Who is a Trading Partner?

A Trading Partner is an entity that exchanges data electronically with the Colorado Division of Workers' Compensation.



Who should complete a trading partner profile?

- Third Party Administrators (TPA) if you are the transmitter and you will be reporting Colorado claims on behalf of Insurers and/or self-insurers.
- Insurance carriers if you are the transmitter and you have written a policy and are licensed to write workers' compensation insurance in Colorado.
- Self-Insured Employers if you approved to be Self-Insured in Colorado and you are also self administered and will be the transmitter.

Completing a Trading Partner Profile

- The trading partner profile should list every Insurer/Self Insurer and corresponding Claim Administrator that will be submitting data under that Sender ID.
- If an Insurer will also be the Claim Administrator because they are handling their own claims, they should be listed as both an Insurer and a Claim Administrator on the registration.
- Insurers must be licensed to write workers' compensation insurance in CO and have written a policy in CO. Self-Insured Employers and Self-Insured groups must have been approved by Colorado.
- CODOWC will be validating these registrations prior to approving any Trading Partner Profile registrations.

Registration Timeline

R3.1 Trading Partner Profile Registration

- July 22nd 2024
- CODOWC EDI website
- Updates to Trading Partner Profile*
- All R1.0 trading partners must re-register for R3.1
- Profiles must be reviewed and approved
- Must be completed before your testing can begin

*Note:

If there is an existing Trading Partner Profile and there is a new insurer, self insurer, or claims administrator that will begin submitting data under the existing Sender ID or if the information on the Trading Partner Profile changes, you will need to update your Trading Partner Profile. If the Sender ID submitted on a Trading Partner Profile needs to be changed, there is an option to 'Change the Sender ID' which will allow the Sender to change the Sender ID that was previously submitted on the Trading Partner Profile and this change will create a new profile and inactivate the old profile.

Mandatory Transition from R1.0 to R3.1

Mandatory Transition R1.0 to R3.1

Report New Claims: Claims that are new and have never been reported in Release 1 to Colorado

What EDI reports should be sent for New Claims?

FROI: For each new claim, review the FROI Event Table to determine which event would cause you to report the claim to Colorado.

SROI: Following the FROI report, review the SROI Event Table to determine what SROI reports can follow the FROI and should be reported to Colorado.

Mandatory Transition R1.0 to R3.1

How does the transition work? Reporting Legacy :

Legacy Claims properly filed: A Legacy claim that is required and properly filed is any claim previously reported in Release 1 for which a Jurisdiction Claim Number (JCN) has been assigned.

Legacy Claims not properly filed: A Legacy claim where the Date Claim Administrator Had Knowledge of the Injury (DN0041) is prior to 7/30/2026, that is required and not previously reported in Release 1, and no Jurisdiction Claim Number (JCN) has been assigned.

Mandatory Transition R1.0 to R3.1

What EDI reports should be sent for Legacy Claims?

Legacy Claims properly filed: A FROI UR (Update Report) is required prior to submitting any FROI or SROI in R3.1. The FROI UR is intended to match a claim previously reported in R1 and to “set the picture” for R3.1 reporting.

Following the FROI UR, a SROI UR or any applicable SROI per sequencing is allowed to be reported.

Please review the Event Table for details.

Mandatory Transition R1.0 to 3.1

What EDI reports should be sent for Legacy Claims?

Legacy Claims not properly filed: If a FROI R1 MTC was required and was not properly filed with **Colorado**, a Legacy Claim would not have been created for which to match to a FROI UR, so the applicable FROI 00 (Original), 04 (Denial) or AU (Acquired/Unallocated) should be sent instead of a FROI UR.

Following the FROI 00, 04 or AU, a SROI UR is allowed if SROI Events have occurred and have not been reported to Colorado, **IF** the Date Claim Administrator Had Knowledge of the Injury (DN0041) is prior to July 30th, 2026.

If the SROI UR is not reported, then an applicable SROI per the Event Table and Sequencing edits is allowed to be reported. Please review the Event Table for details.

Colorado expects the FROI and SROI UR report submissions to be completed by 10/31/26. If a claim re-opens after 10/31/26, then the same Report Trigger should be followed.

Trading Partner and EDI Vendor Testing

Trading Partner and EDI Vendor Testing

Trading Partner testing began 5/1/2025 and will continue through 7/10/2026.

Trading Partner Profile registrations must be submitted and approved prior to testing.

Trading Partner and EDI Vendor Testing

Testing for Colorado will be handled by Colorado's EDI Claims vendor, Verisk.

All Trading Partners will be required to complete the published Colorado Test Plan to verify their ability to file electronically with Colorado prior to the EDI Claims Release 3.1 implementation date.

For Trading Partners who are currently or are planning to file EDI Claims Release 3.1 FROI/SROI reports through an EDI vendor, the vendor will be required to complete the test plan on behalf of all their clients. Once the vendor is approved for production, the Trading Partner will also be approved for production.

Trading Partner and EDI Vendor Testing

For Trading Partners who are planning to file EDI Claims Release 3.1 FROI/SROI reports without using an EDI Vendor, they will be required to complete the test plan on their own behalf.

Colorado - Verisk Jurisdiction Web Entry users are not required to test.

Trading Partner and EDI Vendor Testing

The 5 Test Stages of Testing

Stage 1: EDI Trading Partner Profile Electronic Registration

Stage 2: Pretest and Technical Capability Test

Stage 3: Business Content Test (FROI)

Stage 4: Business Content Test (SROI)

Stage 5: Colorado Test Completion (FROI and SROI)

Trading Partner and EDI Vendor Testing

The 5 Stages of Testing

Stage 1: EDI Trading Partner Profile Electronic Registration

Complete the EDI Trading Partner Profile Electronic Registration. Please note that the information on the registration is used for both testing and production reporting.

Stage 2: Pretest and Technical Capability Test

Complete the technical capability test to ensure that the file structure is valid per the IAIABC EDI Claims Release 3.1 standards. This portion ensures that the Header Record is populated with the correct Sender ID, the Receiver ID and other data validations. The file structure/format for the test files must be correct.

Note: CO will accept both the IAIABC R3.1 Flat File or the IAIABC R3.1 XML format

Trading Partner and EDI Vendor Testing

Stage 3: Business Content Test (FROI)

The business content test for FROI requires at a minimum the FROI MTCs, **(00, 01, 02, 04, CO, UR)** to be tested in accordance with Colorado's R3.1 Test Plan.

When considering the FROI reports that will be tested, it is recommended that a review of Stage 4 SROI testing be performed at the same time to determine if additional FROI test reports are needed to establish claims in order to successfully complete the SROI testing.

Trading Partner and EDI Vendor Testing

Stage 3: Business Content Test (FROI)

Upon completion of Test FROI Batches 1 and 2, the Trading Partner and/or their EDI Vendor should request testing approval by completing and submitting the **Colorado EDI Testing Feedback Request List R3.1**. The Feedback Request form will list all the completed FROI test claims required by Colorado's Test Plan and should be sent to Colorado's EDI email.

Colorado will then notify the Trading Partner by email if the Trading Partner has passed the FROI testing and is approved to proceed with SROI testing.

FROI Testing should be completed by Feb 27, 2026

Trading Partner and EDI Vendor Testing

Stage 4: Business Content Test (SROI)

The business content test for SROI requires at a minimum the SROI MTCs (**02 04 AB CA CO CB EP ER FN IP NT PY PX RB SX UR AN UR**)

to be tested in accordance with the Colorado R3.1 Test Plan. Because the SROI testing builds on the accepted FROIs, ensure that there is an adequate number of FROIs reported in Stage 3 to meet the SROI testing needs in Stage 4. For SROI reporting, special attention should be made for sequencing.

SROI Testing should be completed by July 10, 2026

Upon completion of SROI minimum test transactions, the Trading Partner and/or their EDI Vendor must request testing review and approval from Colorado/Verisk by submitting the **Colorado EDI Testing Feedback Request List R3.1** to Colorado's EDI email.

Trading Partner and EDI Vendor Testing

Stage 5: Test Completion (FROI and SROI) and Test/Production Indicator:

After completing Stages 1 through 4, Stage 5 is requesting and being approved for Production, for FROI and SROI reporting, effective July 30, 2026.

Test/Production Indicator:

The Test/Production Indicator on the Header Record will change from T (Test) to P (Production) to indicate that the records contained in the file are production data.

Trading Partner Profiles must be kept up-to-date.

CODOWC EDI CLAIMS WEBSITE OVERVIEW



Home	What's New	About Verisk
------	------------	--------------

EDI Resources
Contact us for help
EDI Requirements
Implementation Guide
Implementation Info
Training Information
FAQ
Web Links
EDI Vendors

Trading Partner Profile
Trading Partner Registration
Registration Instructions

Welcome to the Colorado Division of Workers' Compensation (DOWC) EDI Website

DOWC mandated the use of the EDI Release 1 standards for reporting First Reports of Injury (FROI) and Subsequent Reports of Injury (SROI) in 2004. Colorado will continue to receive FROI and SROI EDI claims in Release 1 format until DOWC transitions to the EDI Release 3.1 standards July 2026.

1. To report electronically with DOWC for EDI Claims R3.1, complete a Trading Partner Profile Registration. Click on the link location in the navigation bar on the left.
2. To receive important EDI announcements via email, join DOWC's EDI Mailing List. Please send an email to codowcedi@verisk.com to be added to the list. Note: Contacts indicated on the Trading Partner Registration are automatically added.
3. Please check the "What's New" section of this website located on the navigation bar on the top for news & updates related to EDI filing with DOWC.

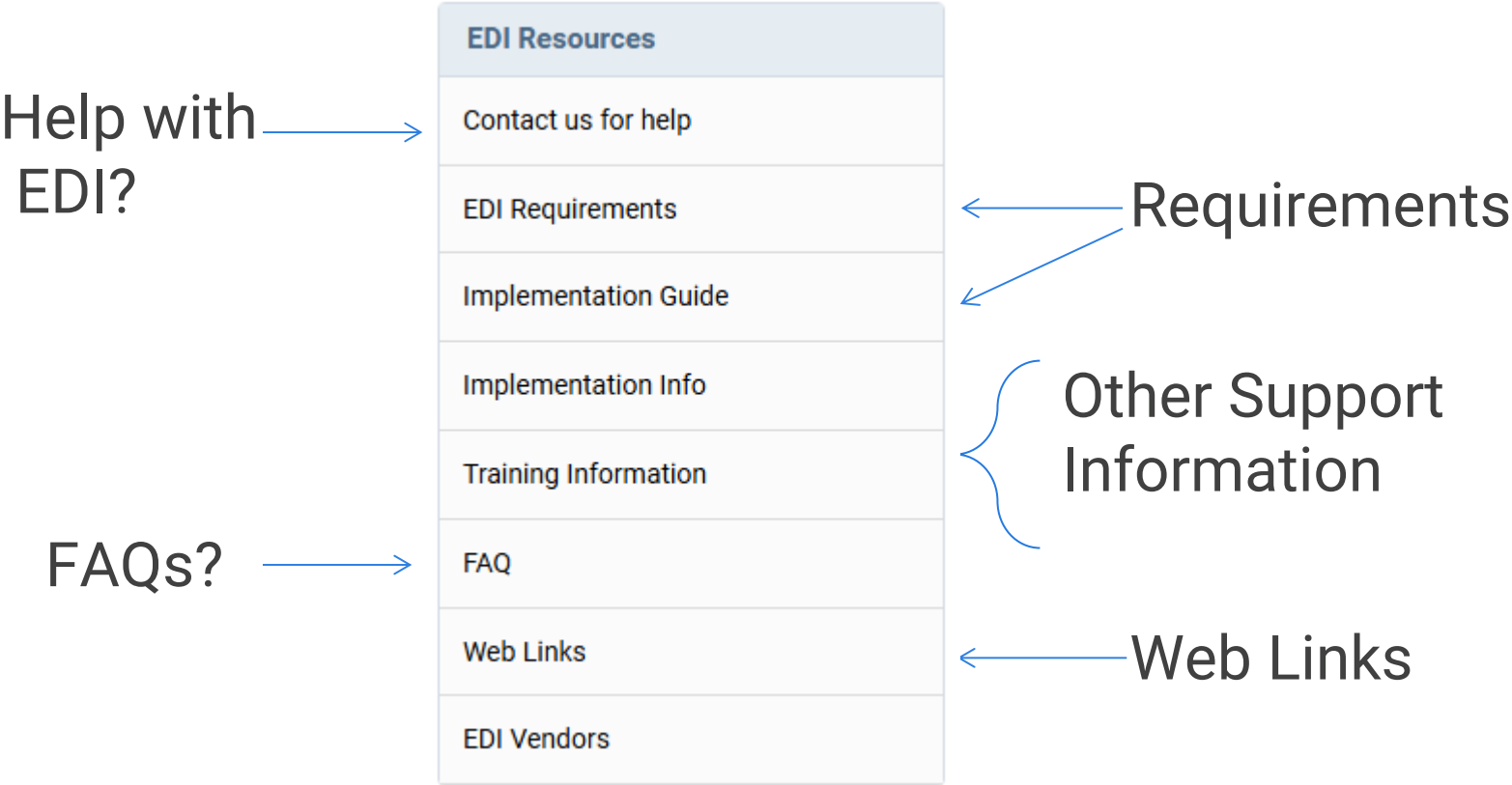
For more information about EDI standards nationally:

International Association of Industrial Accident Boards and Commissions (IAIABC)
www.iaiaabc.org

Accessibility Statement

State of Colorado Accessibility Policies: cdle.colorado.gov/accessibility

Where can I find the information that I need to assist with the EDI reporting to Colorado?





COLORADO

**Division of Workers'
Compensation**

Department of Labor and Employment



EDI Requirements

Home

What's New

About Verisk

EDI Resources

Contact us for help

EDI Requirements

Implementation Guide

Implementation Info

Training Information

FAQ

Web Links

EDI Vendors

Trading Partner Profile

Trading Partner Registration

EDI Requirements

Claims Release 3.1, Version 1.1

Revision Date: 04/25/2025, Effective Date: 07/30/2026

Download the Requirements by clicking on the links below.

 [Event Table](#)

This table relates EDI information to the circumstances under which they are initiated as well as the timeframes for sending the information.

 [Element Requirements](#)

This table lists the individual data element requirements

 [Edit Matrix](#)

This table provides information on the edits that will apply to each data element and the edits that will be applied based on the population of the data element.

 [FROI SROI Sequencing Table](#)

This table provides information on the Jurisdiction's MTC sequencing. It is meant to convey to the Trading Partner the sequencing rules that clarify how the Jurisdiction will apply Edit 063 - Invalid Event Sequence. This information does not supersede or replace the sequencing stipulated in the Edit Matrix.



COLORADO

**Division of Workers'
Compensation**

Department of Labor and Employment



Implementation Guide

[Home](#) [What's New](#) [About Verisk](#)

EDI Resources

[Contact us for help](#)

[EDI Requirements](#)

 [Implementation Guide](#)

[Implementation Info](#)

[Training Information](#)

[FAQ](#)

[Web Links](#)

[EDI Vendors](#)

Trading Partner Profile

[Trading Partner Registration](#)

EDI Implementation Guide

Claims Release 3.1, Version 1.1

Revision Date: 04/25/2025, Effective Date: 07/30/2026

Download the Guide by clicking on the link below.

-  [DOWC Implementation Guide EDI Claims Release 3.1.pdf](#)



COLORADO

**Division of Workers'
Compensation**

Department of Labor and Employment

Implementation Info

Home

What's New

About Verisk

EDI Resources

Contact us for help

EDI Requirements

Implementation Guide

Implementation Info

Training Information

FAQ

Web Links

EDI Vendors

Trading Partner Profile

Trading Partner Registration

Implementation Information

Master Sender ID

Please click on the following link for information on the Master Sender ID.

- [Colorado Master Sender ID for EDI Claims \(rev 08292024\).pdf](#)

Implementation Schedule

Please click on the following link for the CO DOWC transition from IAIABC Claims Release 1 to IAIABC Claims Release 3.1 Timeline Summary.

- [CO DOWC - Verisk Transition Timelines R1.0 to R3.1.pdf](#)

Testing Requirements and Test Feedback Request List

Please click on the following link for the CO DOWC IAIABC Claims Release 3.1 Test Plan.

- [CO DOWC Claims Release 3.1 Test Plan Requirements.pdf](#)

Please click on the following link for the CO DOWC Claims Release 3.1 Test Feedback Request List

- [CO DOWC Claims Release 3.1 Test Feedback Request List.xlsx](#)

CO Master Sender/Receiver ID



COLORADO
Department of
Labor and Employment

Master FEIN and Postal Code for EDI Reporting

Master FEIN: 840644739

Master Postal Code: 802022117

For the FROI (148) and SROI (A49) Header (HD1) Record:

- Trading Partners should populate the Sender ID-DN0098 with the Trading Partner's FEIN and Postal Code established per the Trading Partner Registration.
- Trading Partners should populate the Receiver ID-DN0099 with Colorado's Master FEIN: 840644739 and Master Postal Code: 802022117.

For the Acknowledgment (AKC) Header (HD1) Record:

- Colorado will populate the Sender ID-DN0098 with Colorado's Master FEIN: 840644739 and Master Postal Code: 802022117.
- Colorado will populate the Receiver ID-DN0099 with Trading Partner's FEIN and Postal Code established per the Trading Partner Registration.



EDI Resources

Contact us for help

EDI Requirements

Implementation Guide

Implementation Info

Training Information

FAQ

Web Links

EDI Vendors

Trading Partner Profile

Trading Partner Registration

Registration Instructions

News and Updates

DESCRIPTION	DATE POSTED
CO EDI Claims Release 3.1 NEW Implementation Date	03/24/2025



COLORADO

**Division of Workers'
Compensation**

Department of Labor and Employment



About Verisk

[Home](#)[What's New](#)[About Verisk](#)

EDI Resources

[Contact us for help](#)[EDI Requirements](#)[Implementation Guide](#)[Implementation Info](#)[Training Information](#)[FAQ](#)[Web Links](#)[EDI Vendors](#)

Trading Partner Profile

[Trading Partner Registration](#)[Registration Instructions](#)

About Verisk

Colorado Division of Workers' Compensation (DOWC) has selected Verisk's Workers Compensation Standards division to help implement our EDI Claims Reporting. In addition to managing the technical aspects of data submittal, Verisk will be your main contact for implementation, technical requirements, and any questions you may have.

Since 1971, Verisk has been a leading source of information about property/casualty insurance risk. For a broad spectrum of commercial and personal lines of insurance, Verisk provides: statistical, actuarial, underwriting, and claims information and analytics; compliance and fraud identification tools; policy language; information about specific locations; and technical services. Verisk serves insurers, reinsurers, agents and brokers, insurance regulators, risk managers, and other participants in the property/casualty insurance marketplace.

CODOWC EDI R3.1 REQUIREMENTS OVERVIEW

EDI Claim Requirements Overview

Trading Partners should understand:

- What data format should be used?
- What EDI reports should be filed and when?
- What data is needed on the EDI reports?
- What edits will be applied to the EDI data?
- How Colorado communicates the status of EDI reports?
- What are the options for EDI submissions?

What data format should be used?

Colorado currently requires First Reports of Injury (FROI) and Subsequent Reports of Injury (SROI) in the IAIABC EDI Claims Release 1.0 standard.

They will transition EDI reporting for FROIs and SROIs, to using the IAIABC EDI Claims Release 3.1 standard.

What EDI reports should be filed and when?

Colorado Event Table:

Comprised of:

- Instructions
 - IAIABC Change Log
 - CO Event Table Change Log
 - Legacy Claim Definition
 - MTC to Forms Crosswalk
 - FROI Event Table
 - SROI Event Table
 - SROI Periodic Event Table
-
- Defines the circumstances under which the claim information must be sent
 - Sets the timeframes for sending the information
 - Based on legislative mandates

Form to MTC Crosswalk

Colorado sample of Form to MTC Crosswalk illustrates

- The MTC EDI equivalent of previously filed forms
- If the MTC will be accepted electronically

First Report of Injury (FROI - 148 & R21) and Subsequent Report of Injury (SROI A49 & R22) Refer to Systems Rules - Transmissions						
Colorado will make applicable changes to the Paper Equivalent Form(s) as the information becomes available						
Report Type	Paper Equivalent Form(s)	Comments	MTC	MTC Description	MTC Definition	Will this report be accepted electronically? (Yes/No)
FROI	WC1 - First Report of Injury		00	Original	The original/initial first report transmitted between partners, including the re-transmission of a first report that was rejected due to a critical error.	Yes
FROI	N/A		01	Cancel Entire Claim	The original first report was sent in error.	Yes
FROI	N/A		02	Change	The claim administrator initiates a Change MTC when it identifies a change in a data element designated on the Element Requirement Table. Example FROI 02 Change Report Trigger-Trigger Value: J = Jurisdiction Defined. When the Claim Administrator has knowledge that the information associated with one or more of the data elements marked with a Y or FY in the FROI MTC 02 column of the Element Requirement Table has changed. For Report Trigger Criteria: J = Jurisdiction Defined: A Jurisdiction should communicate when a 02 Change is not required if X amount of time has passed since the latest SX, 04, or FN.	Yes
FROI	N/A		04	Denial	The entire claim is being denied. E.g: Concurrently reporting a new claim while denying it in its entirety.	Yes
FROI	WC168 - Notice of Change of Carrier or Adjusting Firm		AQ	Acquired Claim	Minimal data sent to report that a new claim administrator has acquired the claim.	Yes
FROI	WC168 - Notice of Change of Carrier or Adjusting Firm		AU	Acquired/ Unallocated	The equivalent of an initial first report (MTC 00) filed by a new claim administrator in response to an AQ transaction that has been rejected because of no claim match on database or when an AU is sent in lieu of an AQ based on the Jurisdiction's Event Table.	Yes
FROI	N/A		CO	Correction	Corrected data element values are transmitted in response to an acknowledgment containing non-critical errors.	Yes
FROI	N/A		UI	Under Investigation	A determination has not yet been made as to whether this is a compensable claim. This MTC may be sent as the First Report.	No

What EDI reports should be filed and when?

Event Table: FROI Tab

The following slide shows some examples of First Report of Injury Reporting Requirements for Maintenance Type Code (MTC) 00 – Original

What EDI reports should be filed and when?

FROI Event Table: Maintenance Type and Event Rule

Colorado requires the submission of a

FROI 00 Original

Effective 7/30/2026

Release	Report Type	Maintenance Type		Event Rule			Report Trigger		When is the Report Due?		
		Code	Description	Criteria	From	Thru	Criteria	Trigger Value	Value	Due Type	From
3.1	FROI	00	Original	2= EDI Mandate	7-30-2026		A= New Claim: CM = Lost Time - Cumulative Days	Employer is notified of an injury with lost time greater than 3 working days/shifts	10	C	C = From Employer Notification
3.1	FROI	00	Original	2= EDI Mandate	7-30-2026		A= New Claim: Permanent Impairment	Employer is notified of the occurrence of a permanently physically impairing injury	10	C	C = From Employer Notification
3.1	FROI	00	Original	2= EDI Mandate	7-30-2026		A= New Claim Q= Employee Death	Administrator is notified of an injury resulting in a fatality	3	C	D = From Administrator Notification
3.1	FROI	00	Original	2= EDI Mandate	7-30-2026		A= New Claim (Occupational Disease)	Administrator is notified of Occupational Disease Claim	10	C	D = From Administrator Notification
3.1	FROI	00	Original	2= EDI Mandate	7-30-2026		A= New Claim (Cumulative Medical Treatment)	For claims with a date of injury on or after August 10, 2022, a first report of injury must be filed within ten days when medical treatment supervised by an authorized treating physician and intended to cure or relieve the injury is provided in excess of 180 days from Employer Notification. Note: Due to multiple variable triggers such as employer date of knowledge, billing from the provider, etc, many carriers have opted to report to DOWC all of their open medical only claims once they reach 180 days from the date of injury. While this may result in some slight over reporting, there is no penalty for over reporting. Once reported to the Division, the claims will require a position to be stated within 20 days, regardless of whether it meets the legal guideline for required reporting.	10	C	J = When Medical Treatment does exceed 180 Days from Employer Notification

What EDI reports should be filed and when?

FROI Event Table: Criteria

Release	Report Type	Maintenance Type		Event Rule			Report Trigger		When is the Report Due?		
		Code	Description	Criteria	From	Thru	Criteria	Trigger Value	Value	Due Type	From
3.1	FROI	00	Original	2= EDI Mandate	7-30-2026		A= New Claim: CM = Lost Time - Cumulative Days	Employer is notified of an injury with lost time greater than 3 working days/shifts	10	C	C = From Employer Notification
3.1	FROI	00	Original	2= EDI Mandate	7-30-2026		A= New Claim: Permanent Impairment	Employer is notified of the occurrence of a permanently physically impairing injury	10	C	C = From Employer Notification
3.1	FROI	00	Original	2= EDI Mandate	7-30-2026		A= New Claim Q= Employee Death	Administrator is notified of an injury resulting in a fatality	3	C	D = From Administrator Notification
3.1	FROI	00	Original	2= EDI Mandate	7-30-2026		A= New Claim (Occupational Disease)	Administrator is notified of Occupational Disease Claim	10	C	D = From Administrator Notification
3.1	FROI	00	Original	2= EDI Mandate	7-30-2026		A= New Claim (Cumulative Medical Treatment)	For claims with a date of injury on or after August 10, 2022, a first report of injury must be filed within ten days when medical treatment supervised by an authorized treating physician and intended to cure or relieve the injury is provided in excess of 180 days from Employer Notification. Note: Due to multiple variable triggers such as employer date of knowledge, billing from the provider, etc, many carriers have opted to report to DOWC all of their open medical only claims once they reach 180 days from the date of injury. While this may result in some slight over reporting, there is no penalty for over reporting. Once reported to the Division, the claims will require a position to be stated within 20 days, regardless of whether it meets the legal guideline for required reporting.	10	C	J = When Medical Treatment does exceed 180 Days from Employer Notification

What EDI reports should be filed and when?

FROI Event Table: Trigger Value and When Is Report Due

Employer is notified of an injury with lost time greater than 3 working days/shifts The FROI is due no later than 10 calendar days after Employer Notification.

Release	Report Type	Maintenance Type		Event Rule			Criteria	Report Trigger	When is the Report Due?		
		Code	Description	Criteria	From	Thru		Trigger Value	Value	Due Type	From
3.1	FROI	00	Original	2= EDI Mandate	7-30-2026		A= New Claim: CM = Lost Time - Cumulative Days	Employer is notified of an injury with lost time greater than 3 working days/shifts	10	C	C = From Employer Notification
3.1	FROI	00	Original	2= EDI Mandate	7-30-2026		A= New Claim: Permanent Impairment	Employer is notified of the occurrence of a permanently physically impairing injury	10	C	C = From Employer Notification
3.1	FROI	00	Original	2= EDI Mandate	7-30-2026		A= New Claim Q= Employee Death	Administrator is notified of an injury resulting in a fatality	3	C	D = From Administrator Notification
3.1	FROI	00	Original	2= EDI Mandate	7-30-2026		A= New Claim (Occupational Disease)	Administrator is notified of Occupational Disease Claim	10	C	D = From Administrator Notification
3.1	FROI	00	Original	2= EDI Mandate	7-30-2026		A= New Claim (Cumulative Medical Treatment)	<p>For claims with a date of injury on or after August 10, 2022, a first report of injury must be filed within ten days when medical treatment supervised by an authorized treating physician and intended to cure or relieve the injury is provided in excess of 180 days from Employer Notification.</p> <p>Note: Due to multiple variable triggers such as employer date of knowledge, billing from the provider, etc, many carriers have opted to report to DOWC all of their open medical only claims once they reach 180 days from the date of injury. While this may result in some slight over reporting, there is no penalty for over reporting. Once reported to the Division, the claims will require a position to be stated within 20 days, regardless of whether it meets the legal guideline for required reporting.</p>	10	C	J = When Medical Treatment does exceed 180 Days from Employer Notification

SROI 02 Events

Criteria is described for 02 Change timeline: SROI 02 is allowed when a reportable change* occurs on the Claim Administrator’s database until Report Trigger Value is reached.

02 change is due when data described on their Element Requirement table changes. Colorado needs to continue to receive FROI 02 Changes until 30 Calendar Days from the last accepted FN.

Release	Report Type	Maintenance Type		Suspension	Event Rule			Report Trigger		When is the Report Due?		
		Code	Description	Reason Code	Criteria	From	Thru	Criteria	Trigger Value	Value	Due Type	From
3.1	SROI	02	Change	NA	2 = EDI Mandate Date	7-30-2026		R = 02 Change timeline: SROI 02 is due when a reportable change* occurs on the Claim Administrator's database until Report Trigger Value is reached	B - 30 Calendar Days from last accepted FN	Immediate	N/A	H = Immediate

Colorado requires a FROI 04 to be reported when

- a new claim is denied in its entirety (W1). No Medical or Indemnity Payments have been made. OR
- when the entire claim is denied after a previously accepted FROI (no SROI accepted) (W2)

Release	Report Type	Maintenance Type		Event Rule			Report Trigger		When is the Report Due?		
		Code	Description	Criteria	From	Thru	Criteria	Trigger Value	Value	Due Type	From
3.1	FROI	04	Denial	2= EDI Mandate	7-30-2026		W1= New Denied Claim: Includes all reports, Lost Time, Medical Only, Alleged, etc.	New Claim is being denied, no medical or indemnity payments have been made. FROI has not been accepted. Note: DOWC does not expect a FROI 00 to follow a FROI 04 if the denial is later rescinded	20	C	J = From Report Trigger
3.1	FROI	04	Denial	2= EDI Mandate	7-30-2026		W2 = Deny entire claim after previously accepted FROI (no SROI)	Claim is being denied after previously accepted FROI (no SROI reports accepted/ no indemnity paid)	20	C	J = From Report Trigger

SROI 04 Event

Colorado requires a SROI 04 to be reported when

- Existing Claim and the Claim Administrator denies the entire claim after previously accepted FROI and no SROI yet filed (W3)

Note: DOWC does not accept the SROI 04 after SROI has been filed or after a FROI 04 is accepted (refer to DOWC Sequencing).

Release	Report Type	Maintenance Type		Suspension	Event Rule			Report Trigger		When is the Report Due?		
		Code	Description	Reason Code	Criteria	From	Thru	Criteria	Trigger Value	Value	Due Type	From
3.1	SROI	04	Denial	NA	2 = EDI Mandate Date	7-30-2026		W3 = deny entire claim after previously accepted FROI (no SROI yet filed)	Existing Claim and the Claim Administrator denies the entire claim after previously accepted FROI and no SROI yet filed Note: DOWC does not accept the SROI 04 after SROI has been filed or after a FROI 04 is accepted (refer to DOWC Sequencing).	20	C	J = From Report Trigger

FROI UR Event for Legacy Claims

We previously covered what Colorado considers a legacy claim, and the reporting of a FROI or SROI UR. The details we covered can be found here in the Event Table.

Release	Report Type	Maintenance Type		Event Rule			Report Trigger		When is the Report Due?		
		Code	Description	Criteria	From	Thru	Criteria	Trigger Value	Value	Due Type	From
3.1	FROI	UR	Update Report	2= EDI Mandate	7-30-2026		J = Jurisdiction Defined	<p>For a FROI UR, a Legacy claim is any claim that was previously reported in R1 for which the Date Claim Admin Had Knowledge of Injury is < 07-30-2026</p> <p>The FROI UR is required prior to submitting any SROI in R3.1 for Open or Re-opened Legacy claims.</p> <p>The FROI UR is intended to match a claim previously reported and to set the picture for R3.1 reporting.</p> <p>If a FROI R1 MTC was required and was not properly filed with DOWC, a Legacy Claim would not have been created for which to match to a FROI UR.</p> <p>If a FROI R1 MTC was required and was not properly filed with DOWC, then the applicable FROI 00, 04 or AU should be sent instead of a FROI UR.</p> <p>Note: DOWC expects the FROI UR report submissions to be completed by 10-31-2026 for these claims. If a claim re-opens after 10-31-2026, then the same Report Trigger shown above should be followed.</p>	N/A	N/A	H = Immediate on 07-30-2026

What EDI reports should be filed and when?

Event Table – SROI Tab

The following slide shows some examples of Subsequent Report of Injury (SROI) Reporting Requirements

Let's begin with:

MTC IP – Initial Payment

What EDI reports should be filed and when?

SROI Event Table:

Colorado requires the submission of a
SROI IP - Initial Payment

Effective 7-30-2026

Release	Report Type	Maintenance Type		Suspension	Event Rule		
		Code	Description	Reason Code	Criteria	From	Thru
3.1	SROI	IP	Initial Payment	NA	2 = EDI Mandate Date	7-30-2026	

SROI Event Table:

SROI IP Initial Payment Report Trigger Value indicates that a report should be sent when the Claim Administrator has issued the initial payment of an indemnity benefit other than a lump sum payment/settlement.

The report is due within 3 business days after the Date of Admission Awarding Benefits

Report Trigger		When is the Report Due?		
Criteria	Trigger Value	Value	Due Type	From
M = MTC Defined	Claim administrator has issued the initial payment of an indemnity benefit other than a lump sum payment/settlement.	3	B	J = After the Date of Admission Awarding Benefits

What EDI reports should be filed and when?

SROI FN Final

SROI FN Final - Report Trigger Value indicates that an FN report should be sent when the claim is closed, and no further indemnity or medical payments are anticipated. It is due immediately upon claim closure.

Release	Report Type	Maintenance Type		Suspension	Event Rule			Report Trigger		When is the Report Due?			Statute	Paper Form(s)	Receiver
		Code	Description	Reason Code	Criteria	From	Thru	Criteria	Trigger Value	Value	Due Type	From			
3.1	SROI	FN	Final	NA	2 = EDI Mandate Date	7-30-2026		N = Cumulative Indemnity \$ Paid B = Cumulative Medical \$ Paid M = MTC Defined	<p>Claim closed, no further indemnity or medical payments anticipated</p> <p>DOWC will accept an FN on the following claims: FROI 04 or SROI SX with DN0418 - Suspension Reason Code - Full - S8 (Jurisdiction Change) has been accepted.</p> <p>DOWC will accept but not require another FN after an FN if additional medical has been paid. This also applies to a previously closed claim from R1, <u>whether or not the claim was Re-opened to make the payment</u>.</p> <p>If additional indemnity is paid after an FN is filed, and the Benefit Period Through Date will advance, the appropriate MTC should be filed to report the indemnity.</p> <p>If additional indemnity is paid after an FN is filed due to a change in the AWW or Compensation Rate, and the Benefit Period Through Date will not advance, a CA should be filed if the AWW or Compensation Rate does increase, followed by another FN.</p> <p>If any indemnity or medical payments are made after a FROI 04, the appropriated MTC will be required and a subsequent FN will be due.</p> <p>DOWC does accept, but it is not required a FN to be filled after a SROI PY with Settlement Type Code= SF or SP.</p> <p>DOWC will require an FN if only Medical benefits were paid on a claim, and no indemnity benefits have been paid and/or no settlement has been made.</p>	Immediate	NA	J = File Closure	DOWC will be publishing Forthcoming Rules for EDI	WC4 WC54	EE & Attorney if Applicable

What EDI reports should be filed and when?

After a SROI FN transaction

Colorado will require an FN if only Medical benefits were paid on a claim, and no indemnity benefits have been paid and/or no settlement has been made.

Release	Report Type	Maintenance Type		Suspension	Event Rule			Report Trigger		When is the Report Due?		
		Code	Description	Reason Code	Criteria	From	Thru	Criteria	Trigger Value	Value	Due Type	From
3.1	SROI	FN	Final	NA	2 = EDI Mandate Date	7-30-2026		N = Cumulative Indemnity \$ Paid B = Cumulative Medical \$ Paid M = MTC Defined	Claim closed, no further indemnity or medical payments anticipated DOWC will accept an FN on the following claims: FROI 04 or SROI SX with DN0418 - Suspension Reason Code - Full - S8 (Jurisdiction Change) has been accepted. DOWC will accept but not require another FN after an FN if additional medical has been paid. This also applies to a previously closed claim from R1, <u>whether or not the claim was Re-opened to make the payment.</u> If additional indemnity is paid after an FN is filed, and the Benefit Period Through Date will advance, the appropriate MTC should be filed to report the indemnity. If additional indemnity is paid after an FN is filed due to a change in the AWW or Compensation Rate, and the Benefit Period Through Date will not advance, a CA should be filed if the AWW or Compensation Rate does increase, followed by another FN. If any indemnity or medical payments are made after a FROI 04, the appropriated MTC will be required and a subsequent FN will be due. DOWC does accept, but it is not required a FN to be filled after a SROI PY with DOWC will require an FN if only Medical benefits were paid on a claim, and no indemnity benefits have been paid and/or no settlement has been made.	Immediate	NA	J = File Closure

What EDI reports should be filed and when?

SR01 Periodic Event Table

Example of a Subsequent Report of Injury
MTC AN – Annual report requirement.

What EDI reports should be filed and when?

SROI Periodic Event Table:

Colorado requires the submission of a *SROI AN – Annual Report*

Effective 7-30-2026

Release	Report Type	Maintenance Type		Event Rule		
		Code	Description	Criteria	From	Thru
3.1	SROI	AN	Annual	2 = EDI Mandate Date	7-30-2026	

What EDI reports should be filed and when?

SROI Periodic Event Table:

Colorado’s Report Trigger value requires the submission of a *SROI AN – Annual Report* for open claims (claims that are open as of the time of the report trigger) where indemnity **or** indemnity and medical benefits have been paid. The AN is due annually and is to be filed in the current calendar year during Q1 between January 1st and March 31st.

Report Trigger		Statute	Periodic Qualifiers	
Criteria	Trigger Value		Status	Activity
M - MTC Defined	<p>Due Annually, SROI AN reports may be filed in the current calendar year during Q1 between January 1st and March 31st.</p> <p>Note: If no additional indemnity are made after a full suspension (SX) or a Full and Final Settlement (PY with Lump Sum Payment/Settlement Code of SF), then no ANs are required moving forward.</p>	DOWC will be publishing Forthcoming Rules for EDI	1 = Open (If claim is open at time of Report Trigger)	<p>IL = Indemnity (Note: Not required on medical only claims. Required if indemnity benefits paid or Indemnity benefits and medical paid)</p> <p>J=The last MTC filed was not 01 Cancel or MTC 04</p>

What EDI reports should be filed and when?

SROI Periodic Event Table:

A SROI AN is due every year within 90 days after the Report Trigger which is every year on January 1st, until the case is closed.

Periodic Report Due		
Value	Due Type	From
90 Days	C - Calendar Days	J = From Report Trigger (January 1st of each year that claim is open)

What data is needed on the EDI reports?

Colorado Element Requirement Table:

The Element Requirement Table indicates the data that is needed on the EDI reports.

It defines each Data Element requirement for each transaction (FROI or SROI) at the Maintenance Type Code (MTC) level.

What data is needed on the EDI reports?

Changing from R1 to R3.1 brings with it new requirements.

All requirements are noted in the Element Requirement Table; however, we would like to draw your attention to some of them:

Employee ID Type Qualifier (DN0270)

In R1 there was only Employee SSN as an Employee ID. This field was also used when CO assigned a number if no SSN was available.

In R3.1 there is an Employee ID Type Qualifier (DN0270) that identifies the type of Employee ID that is being sent.

CO will only be accepting the following Employee ID options on the FROI and SROI in R3.1:

Employee SSN (DN0042) and

Employee ID Assigned By Jurisdiction (DN0154)

In R3.1 Employee SSN (DN0042) can not begin with 9, unless it is a legacy claim.

If DN0042 Employee SSN is not available, CO will allow Employee ID Assigned By Jurisdiction (DN0154). It is to be formatted as noted in the Population Restrictions Tab of the Edit Matrix for DN0154 for non-legacy claims.

What data is needed on the EDI reports?



This is an excerpt from the Populations Restrictions table of the Edit Matrix, which we will discuss further when we explore the Edit Matrix.

This slide is to show you where to find how to create and format the Employee ID Assigned By Jurisdiction (DN0154) if Employee SSN is unavailable.

DN	Report or MTC	Data Element Name	Population Restriction	Exception
0154	FROI & SROI	Employee ID Assigned by Jurisdiction	<p>DN0154 - Employee ID Assigned by Jurisdiction - Error 042</p> <p>If DN0270-Employee ID Type Qualifier is = to A then the Jurisdiction will allow the following default however DN0042 Employee SSN is preferred.</p> <p>Format: When establishing a claim must be: '999' followed by DN0052-Employee Date of Birth (MMDDYY), e.g. 999051580 (where Date of Birth is May 15, 1980). DN0052-Employee Date of Birth must be sent on the report to use this format.</p> <p>Note: If the Employee Date of Birth (DN0052) on the claim is changed via a FROI 02, the Employee ID Assigned by Jurisdiction (DN0154) should not be changed and should no longer be compared to the DOB.</p>	<p>Do Not apply on Legacy Claims.</p> <p>If DN0154 is the same as the value reported on the latest FROI Report, then do not apply this edit.</p>

What data is needed on the EDI reports?

Employee Last Name (DN0043)

Please remember that in R3.1, the Employee Last Name Suffix (DN0255) must be sent in a separate field with no special characters (such as . period) and can not be sent as part of the Employee Last Name, as it was in R1.

Please be sure you have handled this data migration for legacy claims after the last R1 file has been sent to CO, as they will be moving the Suffix to a separate field on the History data sent to Verisk which will be matched against the incoming FROI UR.

Please also review other Employee First and Last Names to ensure that if they contain any special characters, they only contain the special characters: Hyphen or Apostrophe.

All name edits can be found in the Edit Matrix.

What data is needed on the EDI reports?

File Format

CO will accept both the IAIABC R3.1 Flat File or the IAIABC R3.1 XML format

What data is needed on the EDI reports?

The Element Requirement Table contains 12 worksheets:

- Instructions
- IAIABC Change Log
- Colorado Change Log
- Legacy Claim Definition
- FROI Element Requirements
- FROI 02 Exceptions
- FROI Conditions
- SROI Element Requirements
- SROI 02 Exceptions
- SROI Conditions
- Event Benefit Segment Requirements
- Event Benefit Conditions

What data is needed on the EDI reports?

Each MTC and Data Element has a Requirement Code assigned. Requirement Codes express Colorado's requirement severity by data element and report type (FROI or SROI MTCs).

Legend for Requirement Code (Description) = resulting Application Acknowledgment Code	
Requirement Code	Result of Failed Element Requirement Edit
F (Fatal)	TR (Transaction Rejected)
M (Mandatory)	TR (Transaction Rejected)
MC (Mandatory/Conditional)	TR (Transaction Rejected)
E (Expected)	TE (Transaction Accepted with Errors)
EC (Expected/Conditional)	TE (Transaction Accepted with Errors)
AA (If Applicable/Available Transaction Accepted)	TA (Transaction Accepted)
AE (If Applicable/Available Transaction Accepted with Errors)	TE (Transaction Accepted with Errors)
AR (If Applicable/Available Transaction Rejected)	TR (Transaction Rejected)
NA (Not Applicable)	TA (No error messages may be applied)
X (Exclude)	TA (No error messages may be applied)
For Benefit Segment Data Element Requirement Table	
R (Restricted)	TR (Transaction Rejected)
RC (Restricted/Conditional)	TR (Transaction Rejected)

What data is needed on the EDI reports?

FROI Element Requirement Table (ERT):

Each MTC and Data Element has a Requirement Code assigned. This example shows F: Fatal and M: Mandatory on specific MTCs. Both will cause the transactions to be rejected if the data elements are missing or invalid.

On FROI, SROI, Both	REC	DN#	DATA ELEMENT NAME	FORMAT			00	01	02				04	AQ	AU	CO	UR	
											Reportable Change							
					Capture?	Match Data			02 Requirement Code	Group	A (Add)	U (Update)	D (Delete)	R (Remove)				
Both	148	0001	Transaction Set ID	3 A/N	Y		F	F	F		B	B	B	B	F	F	F	F
Both	148	0002	Maintenance Type Code	2 A/N	Y	Y	F	F	F		B	B	B	B	F	F	F	F
Both	148	0003	Maintenance Type Code Date	DATE	Y	Y	F	F	F		B	B	B	B	F	F	F	F
Both	148	0004	Jurisdiction Code	2 A/N	Y		F	F	F		B	B	B	B	F	F	F	F
Both	148	0005	Jurisdiction Claim Number	25 A/N	Y	Y	mc	m	mc		B	N	B	B	mc	m	NA	\$ m
Both	148	0006	Insurer FEIN	9 A/N	Y	Y	m	m	m		N	K	B	N	m	m	m	\$ m
FROI	148	0012	Claim Administrator City	15 A/N	Y		M	NA	MC		N	Y	B	N	M	M	M	\$ M
FROI	148	0013	Claim Administrator State Code	2 A/N	Y		MC	NA	MC		N	Y	B	N	MC	MC	MC	\$ MC
Both	148	0014	Claim Administrator Postal Code (Mailing)	9 A/N	Y		M	NA	MC		N	H	B	N	M	M	M	\$ M
Both	148	0015	Claim Administrator Claim Number (Key Match)	25 A/N	Y		F	F	F		B	K	B	B	F	F	F	F
Both	148	0016	Employer FEIN	9 A/N	Y		M	NA	MC		N	K	B	N	MC	M	M	\$ M

What data is needed on the EDI reports?

FROI ERT:

This example shows Requirement Code 'AE' (If Applicable/Available Transaction Accepted with Errors) for several data elements for MTC AQ (Acquired Unallocated) and UR (Update Report).

If data is sent for a DN defined as 'AE' and it fails edits, the acknowledgment will include an error, and the report will be accepted with errors and a Correction (MTC CO) should be filed to correct the error.

On FROI, SROI, Both	REC	DN#	DATA ELEMENT NAME	FORMAT			00	01	02				04	AQ	AU	CO	UR
									Reportable Change								
					Capture?	Match Data			02 Requirement Code	Group	A (Add)	U (Update)	D (Delete)	R (Remove)			
Both	148	0016	Employer FEIN	9 A/N	Y		M	NA	MC		N	K	B	N	MC	M	M
FROI	148	0021	Employer Physical City	15 A/N	Y		M	NA	MC		Y	Y	B	N	M	AE	M
FROI	148	0022	Employer Physical State Code	2 A/N	Y		MC	NA	MC		Y	Y	B	N	MC	AE	MC
Both	148	0023	Employer Physical Postal Code	9 A/N	Y		M	NA	MC		K	K	B	N	M	AE	M
FROI	148	0025	Industry Code - (NAICS at 6 digit level. See Pop Rest)	6 A/N	Y		AR	NA	MC		Y	Y	B	N	AR	AR	AR
FROI	148	0027	Insured Location Identifier	15 A/N	Y		AR	NA	MC		Y	Y	B	Y	AR	AR	AR
FROI	148	0028	Policy Number Identifier	18 A/N	Y		MC	NA	MC	8	Y	Y	B	Y	AR	AR	MC
FROI	148	0029	Policy Effective Date	DATE	Y		AR	NA	AR	8	Y	Y	B	Y	AR	AR	AR
FROI	148	0030	Policy Expiration Date	DATE	Y		AR	NA	AR	8	Y	Y	B	Y	AR	AR	AR
Both	148	0031	Date of Injury	DATE	Y	Y	m	m	m		B	K	B	B	m	m	m

What data is needed on the EDI reports?

FROI ERT:

This example shows Requirement Code 'AR'(If Applicable/Available Transaction Rejected) for several data elements for MTC 04 (Total Denial). AQ (Acquired Unallocated) and UR (Update Report).

If data is sent for a DN defined as 'AR' and it fails edits, the acknowledgment will include an error and the report will be rejected.

On FROI, SROI, Both	REC	DN#	DATA ELEMENT NAME	FORMAT			00	01	02				04	AQ	AU	CO	UR
									Reportable Change								
					Capture?	Match Data			02 Requirement Code	Group	A (Add)	U (Update)	D (Delete)	R (Remove)			
Both	148	0016	Employer FEIN	9 A/N	Y		M	NA	MC		N	K	B	N	MC	M	M
FROI	148	0021	Employer Physical City	15 A/N	Y		M	NA	MC		Y	Y	B	N	M	AE	M
FROI	148	0022	Employer Physical State Code	2 A/N	Y		MC	NA	MC		Y	Y	B	N	MC	AE	MC
Both	148	0023	Employer Physical Postal Code	9 A/N	Y		M	NA	MC		K	K	B	N	M	AE	M
FROI	148	0025	Industry Code - (NAICS at 6 digit level. See Pop Rest)	6 A/N	Y		AR	NA	MC		Y	Y	B	N	AR	AR	AR
FROI	148	0027	Insured Location Identifier	15 A/N	Y		AR	NA	MC		Y	Y	B	Y	AR	AR	AR
FROI	148	0028	Policy Number Identifier	18 A/N	Y		MC	NA	MC	8	Y	Y	B	Y	AR	AR	MC
FROI	148	0029	Policy Effective Date	DATE	Y		AR	NA	AR	8	Y	Y	B	Y	AR	AR	AR
FROI	148	0030	Policy Expiration Date	DATE	Y		AR	NA	AR	8	Y	Y	B	Y	AR	AR	AR
Both	148	0031	Date of Injury	DATE	Y	Y	m	m	m		B	K	B	B	m	m	m

What data is needed on the EDI reports?

Element Requirement Table:

This example shows several DN's with a Requirement Code NA (Not Applicable) for MTC 01 'Cancel Entire Claim'. If the data is sent for a DN defined as NA, no error will be returned if the data is invalid.

On FROI, SROI, Both	REC	DN#	DATA ELEMENT NAME	FORMAT			00	01	02				04	AQ	AU	CO	UR
									Reportable Change								
					Capture?	Match Data			02 Requirement Code	Group	A (Add)	U (Update)	D (Delete)	R (Remove)			
Both	148	0016	Employer FEIN	9 A/N	Y		M	NA	MC		N	K	B	N	MC	M	M
FROI	148	0021	Employer Physical City	15 A/N	Y		M	NA	MC		Y	Y	B	N	M	AE	M
FROI	148	0022	Employer Physical State Code	2 A/N	Y		MC	NA	MC		Y	Y	B	N	MC	AE	MC
Both	148	0023	Employer Physical Postal Code	9 A/N	Y		M	NA	MC		K	K	B	N	M	AE	M
FROI	148	0025	Industry Code - (NAICS at 6 digit level. See Pop Rest)	6 A/N	Y		AR	NA	MC		Y	Y	B	N	AR	AR	AR
FROI	148	0027	Insured Location Identifier	15 A/N	Y		AR	NA	MC		Y	Y	B	Y	AR	AR	AR
FROI	148	0028	Policy Number Identifier	18 A/N	Y		MC	NA	MC	8	Y	Y	B	Y	AR	AR	MC
FROI	148	0029	Policy Effective Date	DATE	Y		AR	NA	AR	8	Y	Y	B	Y	AR	AR	AR
FROI	148	0030	Policy Expiration Date	DATE	Y		AR	NA	AR	8	Y	Y	B	Y	AR	AR	AR
Both	148	0031	Date of Injury	DATE	Y	Y	m	m	m		B	K	B	B	m	m	m

What data is needed on the EDI reports?

Element Requirement – Conditions:

Certain data elements have *Conditions* that make them mandatory if the condition exists. These are indicated with the *MC* requirement code such as DN0016 Employer FEIN for MTC 04 Denial.

On FROI, SROI, Both	REC	DN#	DATA ELEMENT NAME	FORMAT			00	01	02				04	AQ	AU	CO	UR
									Reportable Change								
					Capture?	Match Data			02 Requirement Code	Group	A (Add)	U (Update)	D (Delete)	R (Remove)			
Both	148	0016	Employer FEIN	9 A/N	Y		M	NA	MC		N	K	B	N	MC	M	M
FROI	148	0021	Employer Physical City	15 A/N	Y		M	NA	MC		Y	Y	B	N	M	AE	M
FROI	148	0022	Employer Physical State Code	2 A/N	Y		MC	NA	MC		Y	Y	B	N	MC	AE	MC
Both	148	0023	Employer Physical Postal Code	9 A/N	Y		M	NA	MC		K	K	B	N	M	AE	M
FROI	148	0025	Industry Code - (NAICS at 6 digit level. See Pop Rest)	6 A/N	Y		AR	NA	MC		Y	Y	B	N	AR	AR	AR
FROI	148	0027	Insured Location Identifier	15 A/N	Y		AR	NA	MC		Y	Y	B	Y	AR	AR	AR
FROI	148	0028	Policy Number Identifier	18 A/N	Y		MC	NA	MC	8	Y	Y	B	Y	AR	AR	MC
FROI	148	0029	Policy Effective Date	DATE	Y		AR	NA	AR	8	Y	Y	B	Y	AR	AR	AR
FROI	148	0030	Policy Expiration Date	DATE	Y		AR	NA	AR	8	Y	Y	B	Y	AR	AR	AR
Both	148	0031	Date of Injury	DATE	Y	Y	m	m	m		B	K	B	B	m	m	m

What data is needed on the EDI reports?

Conditions are defined on a separate table:

- Conditional Requirement Code
- Data Element
- Business Condition(s)
- Technical Condition(s)

Req Code: ▼	MTC ▼	DN# ▼	DATA ELEMENT NAME ▼	BUSINESS CONDITION(S) ▼	TECHNICAL CONDITION(S) ▼
MC	04	0016	Employer FEIN	Required unless the claim is denied because there is no coverage or no jurisdiction.	For FROI MTC 04 Denial, required if Full Denial Reason Code (DN0198) not = 3x.

CO doesn't require Employer FEIN if the claim administrator is denying the claim in some instances, because they may not know the employer's FEIN.

Claim Administrators must identify the applicable Change Reason Code (Add, Update, Delete or Remove), in the Change variable segment, and they must identify the Change Data Element/Segment Number of the data that is changing.

If the data that is changing is NOT in a variable segment, you will send the DN data number for the data element that is changing.

© 2025 Verisk Analytics, Inc. All rights reserved.

What data is needed on the EDI reports?

Element Requirement – 02 Changes:

Here is an example of a completed SROI Change Data variable segment from the IAIABC, with 6 changes noted. Five (5) of the data elements are being added and one (1) is being Updated. The Update is to the “Benefits” segment, so the DN number sent in the Change segment is for the Number of Benefits (DN0288).

	<i>Change Data Elements</i>		6 occurrences
0412	Change Data Element/Segment Number	0201	Anticipated Wage Loss Indicator
0413	Change Reason Code	A	Add
0412	Change Data Element/Segment Number	0068	Initial Return to Work Date
0413	Change Reason Code	A	Add
0412	Change Data Element/Segment Number	0403	Initial RTW Type Code
0413	Change Reason Code	A	Add
0412	Change Data Element/Segment Number	0404	Initial RTW Physical Restrictions Indicator
0413	Change Reason Code	A	Add
0412	Change Data Element/Segment Number	0405	Initial RTW With Same Employer
0413	Change Reason Code	A	Add
0412	Change Data Element/Segment Number	0288	Number of Benefits
0413	Change Reason Code	U	Update

What data is needed on the EDI reports?

Element Requirement – 02 Changes:

A jurisdiction must identify if they want, or do not want, an 02 Change sent for each applicable Change Reason Code - Add, Update, Delete or Remove, for every data element on both the FROI and SROI. The way they express those requirements is by using Reportable Change Codes, to identify when to send an MTC 02 Change, and on what transaction, FROI or SROI.

On FROI, SROI, Both	REC	DN#	DATA ELEMENT NAME	FORMAT			00	01	02				04	AQ	AU	CO	UR
									Reportable Change								
					Capture?	Match Data			02 Requirement Code	Group	A (Add)	U (Update)	D (Delete)	R (Remove)			
Both	148	0016	Employer FEIN	9 A/N	Y		M	NA	MC		N	K	B	N	MC	M	\$ M
FROI	148	0021	Employer Physical City	15 A/N	Y		M	NA	MC		Y	Y	B	N	M	AE	\$ AE
FROI	148	0022	Employer Physical State Code	2 A/N	Y		MC	NA	MC		Y	Y	B	N	MC	AE	\$ AE
Both	148	0023	Employer Physical Postal Code	9 A/N	Y		M	NA	MC		K	K	B	N	M	AE	\$ AE
FROI	148	0025	Industry Code - (NAICS at 6 digit level. See Pop Rest)	6 A/N	Y		AR	NA	MC		Y	Y	B	N	AR	AR	\$ AR
FROI	148	0027	Insured Location Identifier	15 A/N	Y		AR	NA	MC		Y	Y	B	Y	AR	AR	\$ AR
FROI	148	0028	Policy Number Identifier	18 A/N	Y		MC	NA	MC	8	Y	Y	B	Y	AR	AR	\$ AR
FROI	148	0029	Policy Effective Date	DATE	Y		AR	NA	AR	8	Y	Y	B	Y	AR	AR	\$ AR
FROI	148	0030	Policy Expiration Date	DATE	Y		AR	NA	AR	8	Y	Y	B	Y	AR	AR	\$ AR
Both	148	0031	Date of Injury	DATE	Y	Y	m	m	m		B	K	B	B	m	m	m

What data is needed on the EDI reports?

REPORTABLE CHANGE CODES are as follows, some of which may not be utilized on the Colorado tables:

Reportable Change Codes: Used in MTC 02 Reportable Change columns labeled A (Add) , U, (Update), R (Remove) and D (Delete) Note: See IAIABC Release 3.1 Guide 02 Change Processing Rules in Section 4 for the full definitions.	
B: Restricted - IAIABC Defined No Change Allowed	
N: No Change Allowed - Will Reject if Present	
H: No Change Required - Will Not Reject if Present	
K: Required Change on FROI	
KG: Required Change on FROI with Exception	
Y: Required Change on FROI or on SROI not both	
YG: Required Change on FROI or on SROI not both with Exception	
I: Required Change on Either FROI or SROI not both – Claim Administrator Determines	
IG: Required Change on Either FROI or SROI not both with Exception – Claim Administrator Determines	
J: Required Change by Transaction Type - Change on SROI if Accepted otherwise Change on FROI	
JG: Required Change by Transaction Type with Exception - Change on SROI if Accepted otherwise Change on FROI	
Note: For Y, YG, J, JG, K and KG: Refer to the first column 'On FROI, SROI or Both' of the FROI Element Requirements and SROI Element Requirement Table for the indication of location of DN's. If value is not = Both then there is an indication of FROI (only on FROI) and SROI (only on SROI).	

What data is needed on the EDI reports?



02 Exceptions

Exceptions are described in the *FROI* or *SROI 02 Exceptions* tab for all reportable change codes ending with “G”.

An example from Colorado’s completed SROI 02 Exceptions Tab is below:

Req Code	Change Reason Co	DN#	DATA ELEMENT NAME	EXCEPTIONS	IAIABC NOTE
YG	A	0085,0086,0087,0088,0089,0090,0091,0174,0175,0192,0211	DN0085 Benefit Type Code DN0086 Benefit Type Amount Paid DN0087 Net Weekly Amount DN0088 Benefit Period Start Date DN0089 Benefit Period Through Date DN0090 Benefit Type Claim Weeks DN0091 Benefit Type Claim Days DN0174 Gross Weekly Amount DN0175 Gross Weekly Amount Effective Date DN0192 Benefit Payment Issue Date DN0211 Net Weekly Amount Effective Date	<p>SROI 02 Change may be sent to report a benefit for a past period e.g. a previous period that was due but not yet reported or mistakenly dropped from the transaction. A past period is defined as the Benefit Period Through Date (DN0089) of the past benefit being added is less than the greatest Benefit Period Through Date (DN0088) previously reported.</p> <p>Note: When a past period of Benefit Type Code 070 is being introduced, Reduced Earnings will not be present on the transaction. (See R3.1 Limitations Known to Date elsewhere in this section.)</p> <p>Note: See Edit Matrix: Population Restriction for DN0288 Number of Benefits, EM_POP_REST_DN0288_32</p>	Refer to Code Usage Limitations in 02 Change Processing Rules in Section 4 of Claims Release 3.1 implementation guide, see 7.b, vii.

The 02 Requirement Code column will indicate if a DN is F (Fatal) or M (Mandatory) and also reflects a highlighted MC to indicate that a condition applies.

© 2025 Verisk Analytics, Inc. All rights reserved.

What data is needed on the EDI reports?

02 Conditions



A light blue MC (Mandatory Conditional) requirement code is pre-populated in the 02 Requirement Code column to support the 02 Change Process.

It means, when a (any) data element number is indicated in the *Change Data Element/Segment Number* (DN0412), it becomes mandatory unless it is being removed with *Change Reason Code* (DN0413) is R – Remove.

On FROI, SROI, Both	REC	DN#	DATA ELEMENT NAME	FORMAT			00	01	02						04	AQ	AU	CO	UR	
										Reportable Change										
					Capture?	Match Data			02 Requirement Code	Group	A (Add)	U (Update)	D (Delete)	R (Remove)						
FROI	148	0053	Employee Gender Code	1 A/N	Y		M	NA	MC		Y	Y	B	N	M	AR	M	\$	AR	
Both	148	0054	Employee Marital Status Code	1 A/N	Y		MC	NA	MC		J	J	B	N	MC	AR	MC	\$	AR	
Both	148	0055	Employee Number of Dependents	2 N	Y		AR	NA	MC		N	J	B	J	AR	AR	AR	\$	AR	
Both	148	0056	Initial Date Disability Began	DATE	Y		AE	NA	MC		J	J	B	N	AE	AE	AE	\$	AE	
Both	148	0057	Employee Date of Death	DATE	Y		MC	NA	MC	3	J	J	B	J	MC	AR	MC	\$	AR	
Both	148	0058	Employment Status Code	2 A/N	Y		AR	NA	MC		K	K	B	N	AR	AR	AR	\$	AR	
FROI	148	0059	Manual Classification Code	4 A/N	Y		AR	NA	MC		Y	Y	B	N	AR	AR	AR	\$	AR	
FROI	148	0061	Employee Date of Hire	DATE	Y		M	NA	MC		Y	Y	B	N	M	AE	M	\$	AE	
FROI	148	0062	Wage	\$9.2	Y		MC	NA	MC	5	Y	Y	B	N	MC	AE	MC	\$	AE	
Both (diff)	148	0063	Wage Period Code	2 A/N	Y		MC	NA	MC	5	Y	Y	B	N	MC	AE	MC	\$	AE	

What data is needed on the EDI reports?



02 Conditions

In addition to this IAIABC pre-defined MTC 02 condition that is always applied, the jurisdiction may apply a conditional edit to the DN and add a condition to the FROI or SROI Conditions worksheet. When a condition is added to the Conditions worksheet then the jurisdiction is allowed to leave the MC with the blue shading or may optionally change the blue shading of the MC to yellow shading to further make the indication that a condition exists on the Conditional worksheet.

On FROI, SROI, Both	REC	DN#	DATA ELEMENT NAME	FORMAT			00	01	02						04	AQ	AU	CO	UR	
										Reportable Change										
					Capture?	Match Data			02 Requirement Code	Group	A (Add)	U (Update)	D (Delete)	R (Remove)						
FROI	148	0022	Employer Physical State Code	2 A/N	Y		MC	NA	MC		Y	Y	B	N	MC	AE	MC	\$ AE		
Both	148	0023	Employer Physical Postal Code	9 A/N	Y		M	NA	MC		K	K	B	N	M	AE	M	\$ AE		
FROI	148	0025	Industry Code - (NAICS at 6 digit level. See Pop Rest)	6 A/N	Y		AR	NA	MC		Y	Y	B	N	AR	AR	AR	\$ AR		
FROI	148	0027	Insured Location Identifier	15 A/N	Y		AR	NA	MC		Y	Y	B	Y	AR	AR	AR	\$ AR		
FROI	148	0028	Policy Number Identifier	18 A/N	Y		MC	NA	MC	8	Y	Y	B	Y	AR	AR	MC	\$ AR		
FROI	148	0029	Policy Effective Date	DATE	Y		AR	NA	MC	8	Y	Y	B	Y	AR	AR	AR	\$ AR		
FROI	148	0030	Policy Expiration Date	DATE	Y		AR	NA	MC	8	Y	Y	B	Y	AR	AR	AR	\$ AR		

What data is needed on the EDI reports?

02 Conditions

As previously mentioned, when the MC is shaded in a light yellow, this is an indication that Colorado has changed the shading from blue to yellow for the MC and has added a condition to the Conditions tab for MTC 02.

Colorado has grouped several DN's together for the purposes of editing the 02 Changes. These grouped data elements are expected to all be present on the 02 transaction if one of them is being changed.

The MTC column distinguishes this condition is for the 02 MTC only, and where applicable, also indicates the Group number.

Req Code:	MTC	DN#	DATA ELEMENT NAME	BUSINESS CONDITION(S)	TECHNICAL CONDITION(S)
MC	SROI 02 (Group 1)	0068	Initial RTW Date	Data grouping MTC 02 Change relationship edits needed: All DN's must be present on the MTC 02 transaction for Add or Update or Remove to 0068 (Initial RTW Date), 0403 (Initial RTW Type Code), 0404 (Initial RTW Physical Restrictions Indicator). Note: This edit is only applicable if it is a Non-Legacy Claim as defined	If SROI MTC (DN0002) = 02 and Change Reason Code (DN0413) = A (Add) or = U (Update) and it is a Non-Legacy Claim per the Legacy Claim Definition Tab, then 0068 (Initial RTW Date) is required to be present on the MTC 02 transaction whenever Change Data Element/Segment Number (DN0412) = 0403 (Initial RTW Type Code) or = 0404 (Initial RTW Physical Restrictions Indicator).
MC	SROI 02 (Group 1)	0403	Initial RTW Type Code	Data grouping MTC 02 Change relationship edits needed: All DN's must be present on the MTC 02 transaction for Add or Update or Remove to 0068 (Initial RTW Date), 0403 (Initial RTW Type Code), 0404 (Initial RTW Physical Restrictions Indicator). Note: This edit is only applicable if it is a Non-Legacy Claim as defined in the Legacy Claim Definition Tab.	If SROI MTC (DN0002) = 02 and Change Reason Code (DN0413) = A (Add) or = U (Update) and it is a Non-Legacy Claim as defined in the Legacy Claim Definition Tab, then DN0403 (Initial RTW Type Code) is required to be present on the MTC 02 transaction whenever Change Data Element/Segment Number (DN0412) = 0068 (Initial RTW Date) or = 0404 (Initial RTW Physical Restrictions Indicator).

What data is needed on the EDI reports?

02 Conditions

The example illustrates “SROI 02 Group 1” for the Initial RTW Date and the other 2 related data elements, Initial RTW Type Code, Initial RTW Physical Restrictions Indicator.

Req Code:	MTC	DN#	DATA ELEMENT NAME	BUSINESS CONDITION(S)	TECHNICAL CONDITION(S)
MC	SROI 02 (Group 1)	0068	Initial RTW Date	Data grouping MTC 02 Change relationship edits needed: All DN's must be present on the MTC 02 transaction for Add or Update or Remove to 0068 (Initial RTW Date), 0403 (Initial RTW Type Code), 0404 (Initial RTW Physical Restrictions Indicator). Note: This edit is only applicable if it is a Non-Legacy Claim as defined	If SROI MTC (DN0002) = 02 and Change Reason Code (DN0413) = A (Add) or = U (Update) and it is a Non-Legacy Claim per the Legacy Claim Definition Tab, then 0068 (Initial RTW Date) is required to be present on the MTC 02 transaction whenever Change Data Element/Segment Number (DN0412) = 0403 (Initial RTW Type Code) or = 0404 (Initial RTW Physical Restrictions Indicator).
MC	SROI 02 (Group 1)	0403	Initial RTW Type Code	Data grouping MTC 02 Change relationship edits needed: All DN's must be present on the MTC 02 transaction for Add or Update or Remove to 0068 (Initial RTW Date), 0403 (Initial RTW Type Code), 0404 (Initial RTW Physical Restrictions Indicator). Note: This edit is only applicable if it is a Non-Legacy Claim as defined in the Legacy Claim Definition Tab.	If SROI MTC (DN0002) = 02 and Change Reason Code (DN0413) = A (Add) or = U (Update) and it is a Non-Legacy Claim as defined in the Legacy Claim Definition Tab, then DN0403 (Initial RTW Type Code) is required to be present on the MTC 02 transaction whenever Change Data Element/Segment Number (DN0412) = 0068 (Initial RTW Date) or = 0404 (Initial RTW Physical Restrictions Indicator).
MC	SROI 02 (Group 1)	0404	Initial RTW Physical Restrictions Indicator	Data grouping MTC 02 Change relationship edits needed: All DN's must be present on the MTC 02 transaction for Add or Update or Remove to 0068 (Initial RTW Date), 0403 (Initial RTW Type Code), 0404 (Initial RTW Physical Restrictions Indicator). Note: This edit is only applicable if it is a Non-Legacy Claim as defined in the Legacy Claim Definition Tab.	If SROI MTC (DN0002) = 02 and Change Reason Code (DN0413) = A (Add) or = U (Update) and it is a Non-Legacy Claim as defined in the Legacy Claim Definition Tab, then 0404 (Initial RTW Physical Restrictions Indicator) is required to be present on the MTC 02 transaction whenever Change Data Element/Segment Number (DN0412) = 0403 (Initial RTW Type Code) or = 0068 (Initial RTW Date).

What edits will be applied to the EDI data?

Colorado Edit Matrix:

The Colorado Edit Matrix defines the edits that will be applied to the EDI data. It conveys each specific edit that will be applied to each data element and provides the standard error messages associated with these edits.

Tables Located in the Edit Matrix

- **Instructions**
- **IAIABC Change Log**
- **Colorado Edit Matrix Change Log:** summary of all changes to Edit Matrix from one version to another
- **DN-Error Message:** “standard” editing developed for Release 3.1 data elements and Colorado specific edits
- **Value Table:** expresses acceptable code values
- **Valid Value Detail Page 1 and 2:** two tables showing another version of the value table containing the code values, definitions what Colorado accepts
- **Match Data:** describes the data elements used to determine if the report will create a new claim or find an existing claim
- **Population Restrictions:** contains any restrictions applied to the data element(s)
- **Legacy Claim Definition:** Defines a Legacy and Non-Legacy Claim as it applies to the editing.
- **Colorado Accident Site County List:** provides Colorado’s Accident Site County Names used for edit on DN0118 Accident Site County/Parish for error 111 (Must be valid content)
- **Sequencing Table:** contains MTC types with the order/sequence that they can be sent

DN Error Message Table

Data Element Numbers and Names are listed down the left columns.

On FROI, SROI, Batch, Header Trail	Sorted by Error Message	DN IAIABC Data Element Name		Match Data?	Jurisdiction will apply edits?	Population Restrictions Indicator	Group	Mandatory field not present	Number of Days Worked must be 0-7	Days must be 0-6	All digits must be 0-9	Must be a valid date (CCYYMMDD)	Must be A-Z, 0-9, or spaces
		DN	IAIABC Data Element Name										
		0000	Entire Batch										
		0001	Transaction Set ID										
		0002	Maintenance Type Code										
		0003	Maintenance Type Code Date										
		0004	Jurisdiction Code										
		0005	Jurisdiction Claim Number										
		0006	Insurer FEIN										
		0007	Insurer Name										
On FROI, SROI, Batch, Header Trail	Sorted by Error Message	DN	IAIABC Data Element Name										
		Both	0000	Entire Batch		Y							
		Both	0001	Transaction Set ID		F		F					
		Both	0002	Maintenance Type Code	Y	F	P	F					
		Both	0003	Maintenance Type Code Date	Y	F	P	F				L	
		Both	0004	Jurisdiction Code		F	P	F					
		Both	0005	Jurisdiction Claim Number	Y	Y	P	L					
		Both	0006	Insurer FEIN	Y	F	P	L			L		
		FROI	0007	Insurer Name		Y		L					

DN Error Message Table

Error Message Numbers and associated descriptions are listed across the top of the table.

On FROI, SROI, Bath, Header	Sorted by Error Message	Error Message	Match Data?	Jurisdiction will apply edits?	Population Restrictions Indicator	Group	Mandatory field not present	Number of Days Worked must be 0-7	Days must be 0-6	All digits must be 0-9	Must be a valid date (CCYYMMDD)	Must be A-Z, 0-9, or spaces	Must be a valid time	Must be <= Date of Injury	Must be >= Date of Injury
		001	Mandatory field not present												
		018	Number of Days Worked must be 0-7												
		019	Days must be 0-6												
		028	All digits must be 0-9												
		029	Must be a valid date (CCYYMMDD)												
		030	Must be A-Z, 0-9, or spaces												
		031	Must be a valid time												
		033	Must be <= Date of Injury												
		034	Must be >= Date of Injury												
Both	0000	Entire Batch		Y											
Both	0001	Transaction Set ID		F			F								
Both	0002	Maintenance Type Code	Y	F	P		F								
Both	0003	Maintenance Type Code Date	Y	F	P		F				L				L
Both	0004	Jurisdiction Code		F	P		F								
Both	0005	Jurisdiction Claim Number	Y	Y	P		L								
Both	0006	Insurer FEIN	Y	F	P		L			L					
FROI	0007	Insurer Name		Y			L								

DN Error Message Table

When there is a Y in the “Jurisdiction will apply edits?” column, this indicates that the specific edits will be applied to the data element.

On FROI, SROI, Both, Header Trail	Sorted by Error Message		Match Data?	Jurisdiction will apply edits?	Population Restrictions Indicator	Group	Mandatory field not present	Number of Days Worked must be 0-7	Days must be 0-6	All digits must be 0-9	Must be a valid date (CCYYMMDD)	Must be A-Z, 0-9, or spaces	Must be a valid time	Must be <= Date of Injury	Must be >= Date of Injury
	DN	IAIABC Data Element Name													
Both	0000	Entire Batch		Y											
Both	0001	Transaction Set ID		F			F								
Both	0002	Maintenance Type Code	Y	F	P		F								
Both	0003	Maintenance Type Code Date	Y	F	P		F				L				L
Both	0004	Jurisdiction Code		F	P		F								
Both	0005	Jurisdiction Claim Number	Y	Y	P		L								
Both	0006	Insurer FEIN	Y	F	P		L			L					
FROI	0007	Insurer Name		Y			L								

DN Error Message Table

N in the “Jurisdiction will apply edits?” column: This indicates that the edits will not be applied to the data element at all.

An L for a data element means the corresponding “Logical” edit will be applied.

If an L is grayed out, this means the edit will not be applied to the specific data element.

All other non-grayed L’s for that data element will be applied

On FROI, SROI, Both, Header	Sorted by Error Message	IAIABC Data Element Name	Match Data?	Jurisdiction will apply edits?	Population Restrictions Indicator	Group	Mandatory field not present	Number of Days Worked must be 0-7	Days must be 0-6	All digits must be 0-9	Must be a valid date (CCYYMMDD)	Must be A-Z, 0-9, or spaces	Must be a valid time	Must be <= Date of Injury	Must be >= Date of Injury	Must be >= Initial Date Disability Began
DN							001	018	019	028	029	030	031	033	034	035
Both	0144	Current Date Disability Began		Y	P		L				L				L	L
Both	0145	Current Date Last Day Worked		Y	P		L				L				L	L
Both	0146	Death Result of Injury Code		Y	P	3	L									
SROI	0147	Deemed Reduced Earnings		Y	P		L			L						
SROI	0149	Discontinued Fringe Benefits		N						L						
FROI	0150	Employee Authorization to Release Medical Records Indicator		N												

Valid Value Table

Reflects the FROI and SROI data elements that are captured and if the data element is captured, which codes are valid for each data element.

Example: DN0002 Maintenance Type Code (MTC) is captured as indicated by a 'Y' in the Capture column. DN0158 Employee Tax Filing Status Code is not captured as indicated by 'N' in the 'Capture' column.

Section 1 – Code values that are 'Not Statutorily Valid' (Code values that are grayed out):																																						
The jurisdiction should communicate in this section the code values that are not statutorily valid in the jurisdiction. A 'N' in the capture column indicates that the data element is not captured in the jurisdiction. A 'Y' in the capture column indicates that the data element is captured in the jurisdiction. A code value that has been grayed out indicates that the code is 'Not Statutorily Valid' in the jurisdiction. Jurisdictions may return Error Message-'042-Not Statutorily Valid' on grayed out values. The code values that are not grayed out are the code values that are statutorily valid and will be processed in the jurisdiction. See Section 2 (below) for Statutorily valid codes that are valid but will not be processed by jurisdiction.																																						
On FROI, SROI Bot	DN	Element Name	Capture?	Acceptable Code Value List - grayed out indicates that a value is 'Not Statutorily Valid'																																		
FROI	0002	Maintenance Type Code (for FROI)	Y	00	01	02	04	CO	AQ	AU	UI	UR Update Report							UR Upon Request (Grandfathered)																			
SROI	0002	Maintenance Type Code (for SROI)	Y	02	04	AB	AC	AP	CA	CB	CD	CO	EP	ER	FN	IP	NT	PD	PY	PX	RB	SX	SU	UI	VE	AN	BM	BW	MN	QT	SA							
SROI	0002	Maintenance Type Code (for SROI) (continued)		UR Update Report											UR Upon Request (Grandfathered)																							
FROI	0039	Initial Treatment Code	Y	0	1	2	3	4	5																													
FROI	0053	Employee Gender Code	Y	M	F	U	T	X																														
Both	0054	Employee Marital Status Code	Y	U	M	S	K																															
Both	0058	Employment Status Code	Y	C	9	8	A	B	1	2	3	6	4	5	7	(see hierarchical order in dictionary)																						
FROI	0063	Wage Period Code (FROI)	Y	01	02	04	06	07																														
SROI	0063	Wage Period Code (SROI)	Y	01	04																																	
SROI	0069	Pre-Existing Disability Code	N	Y	N	U																																
Both	0073	Claim Status Code	N	O	C	R	X																															
Both	0074	Claim Type Code	Y	M	I	N	B	L	W	P																												
Both	0075	Agreement to Compensate Code	N	W	L	S	T	U																														
Both	0077	Late Reason Code	N	L1	L2	L3	L4	L5	L6	L7	L8	L9	LA	LB	LC	C1	D1	D2	D3	D4	D5	D6	E1	E2	E3	E4	E5	E6										
SROI	0085	Benefit Type Code	Y	010	020	021	030	040	050	051	070	080	090	210	220	221	230	240	242	250	251	270	410	500	501	510	520	521	524	530	540							
SROI	0085	Benefit Type Code (continued)		541	550	551	570	580	590																													
SROI	0092	Benefit Adjustment Code	Y	A	B	E	G	I	J	L	N	Q	R	S	T	U	V	W	X	Y	Z	1	2	3	4	5												
SROI	0097	Dependent/Payee Relationship Code (1st character)	Y	2	3	4	5	6	7	8	9																											
SROI	0097	Dependent/Payee Relationship Code (2nd character)	Y	0	1	2	3	4	5	6	7	8	9	A	B	C	D	E	F	G	H	I	J	K														
SROI	0126	Benefit Credit Code	Y	C	M	P																																
SROI	0130	Benefit Redistribution Code	Y	H	K																																	
Both	0146	Death Result of Injury Code	Y	Y	N	U																																
SROI	0158	Employee Tax Filing Status Code	N	A	B	C	D																															

Valid Value Detail Page 1 & 2

Summary of all codes and descriptions. Greyed codes are not accepted by Colorado.

MAINTENANCE TYPE CODE (MTC's) (DN0002)			
FIRST REPORT:			
00	Original	AQ	Acquired Claim
01	Cancel Entire Claim	CO	Correction
02	Change	UI	Under Investigation
04	Denial	UR	Upon Request (Grandfathered)
AU	Acquired/Unallocated	UR	Update Report
SUBSEQUENT REPORT:			
02	Change	PX	Partial Suspension
04	Denial	RB	Reinstatement of Benefit
AB	Add Concurrent Benefit Type	SU	Sync Up
AC	Acquisition/Indemnity Ceased	SX	Full Suspension
AP	Acquired/Payment	UI	Under Investigation
CA	Change in Benefit Amount	UR	Upon Request (Grandfathered)
CB	Change in Benefit Type	UR	Update Report
CD	Compensable Death - No Known Dependents/Payees	VE	Volunteer
CO	Correction	AN	Annual
EP	Employer Paid	BM	Bi-Monthly
ER	Employer Reinstatement	BW	Bi-Weekly
FN	Final	MN	Monthly
IP	Initial Payment	QT	Quarterly
NT	Narrative	SA	Sub-Annual
PD	Partial Denial		
PY	Payment Report		
BENEFIT TYPE CODE (DN0085)			
REGULAR BENEFIT TYPES:		LUMP SUM PAYMENTS/SETTLEMENTS:	
010	Fatal	500	Unspecified Lump Sum Pmt/Settlement
020	Permanent Total	501	Medical Lump Sum Pmt/Settlement
021	Permanent Total Supplemental	510	Fatal Lump Sum Pmt/Settlement
030	Permanent Partial/Scheduled	520	Permanent Total Lump Sum Pmt/Settlement
040	Permanent Partial/Unscheduled	521	Perm Total Supp Lump Sum Pmt/Settlement
050	Temporary Total	524	Employer Paid Lump Sum Pmt/Settlement
051	Catastrophic Benefits	530	Perm Partial Sch Lump Sum Pmt/Settlement
070	Temporary Partial	540	Perm Partial Unsch Lump Sum Pmt/Settlement
080	Employer's Liability	541	Voc Rehab Maint Lump Sum Pmt/Settlement

Match Data

To match incoming reports to reports in Colorado's database for processing, Colorado identifies their primary "match" data element values indicated by 'P' for Primary.

GROUPING	DN	DATA ELEMENT NAME	New Claims	Existing Claims (including AQ/AU)	Corrections MTC CO	Acquired Claims (MTC AQ/AU)	Legacy Claims (MTC UR)
Claim	0004	Jurisdiction Code					
	0005	Jurisdiction Claim Number		P	P		P
	0015	Claim Administrator Claim Number					
Claimant		Employee ID Type Qualifier (DN0270)					
		▪ Employee SSN (DN0042)	P	S	S	P	P
		▪ Employee Green Card (DN0153)					
		▪ Employee Employment Visa (DN0152)					
		▪ Employee ID Assigned by Jurisdiction (DN0154)	P	S	S	P	P
		▪ Employee Passport Number (DN0156)					
		▪ Employee Individual Taxpayer Identification Number (DN0437)					
	0206	Employee Security ID					
	0031	Date of Injury	P	S	S	P	P
	0043	Employee Last Name	P	S	S	P	P
	0044	Employee First Name	P	S	S	P	P
	0052	Employee Date of Birth (1)	P	S	S		
Claim Administrator	0187	Claim Administrator FEIN (1)	P	S	S		
	0014	Claim Administrator Postal Code					
Employer	0016	Employer FEIN					
	0329	Employer UI Number					
	0230	Employer ID Assigned by Jurisdiction					
Insurer	0006	Insurer FEIN (1)	P	S	S		
Transaction	0295	Maintenance Type Correction Code (2)			P		
	0296	Maintenance Type Correction Code Date (2)			P		
	0002	Maintenance Type Code		P	P	P	P
	0003	Maintenance Type Code Date		P	P	P	P

Match Data



Colorado's Secondary Match Data Elements are indicated by 'S' Secondary as shown. In the case of 'Existing Claims' JCN, MTC and MTC Date are used as Primary and the other DN's indicated with 'S' are used as Secondary.

GROUPING	DN	DATA ELEMENT NAME	New Claims	Existing Claims (including AQ/AU)	Corrections MTC CO	Acquired Claims (MTC AQ/AU)	Legacy Claims (MTC UR)
Claim	0004	Jurisdiction Code					
	0005	Jurisdiction Claim Number		P	P		P
	0015	Claim Administrator Claim Number					
Claimant		Employee ID Type Qualifier (DN0270)					
		▪ Employee SSN (DN0042)	P	S	S	P	P
		▪ Employee Green Card (DN0153)					
		▪ Employee Employment Visa (DN0152)					
		▪ Employee ID Assigned by Jurisdiction (DN0154)	P	S	S	P	P
		▪ Employee Passport Number (DN0156)					
		▪ Employee Individual Taxpayer Identification Number (DN0437)					
	0206	Employee Security ID					
	0031	Date of Injury	P	S	S	P	P
	0043	Employee Last Name	P	S	S	P	P
Claim Administrator	0044	Employee First Name	P	S	S	P	P
	0052	Employee Date of Birth (1)	P	S	S		
	0187	Claim Administrator FEIN (1)	P	S	S		
	0014	Claim Administrator Postal Code					
	0016	Employer FEIN					
	0329	Employer UI Number					
	0230	Employer ID Assigned by Jurisdiction					
	0006	Insurer FEIN (1)	P	S	S		
	0295	Maintenance Type Correction Code (2)			P		
	0296	Maintenance Type Correction Code Date (2)			P		
Transaction	0002	Maintenance Type Code		P	P	P	P
	0003	Maintenance Type Code Date		P	P	P	P

Match Data

Colorado also has a column on their Match Data Table to communicate the Primary and Secondary Match data that is used to match to Acquired Claims (for MTC AU when the JCN is not sent).

GROUPING	DN	DATA ELEMENT NAME	New Claims	Existing Claims (including AQ/AU)	Corrections MTC CO	Acquired Claims (MTC AQ/AU)	Legacy Claims (MTC UR)
Claim	0004	Jurisdiction Code					
	0005	Jurisdiction Claim Number		P	P		P
	0015	Claim Administrator Claim Number					
Claimant		Employee ID Type Qualifier (DN0270)					
		▪ Employee SSN (DN0042)	P	S	S	P	P
		▪ Employee Green Card (DN0153)					
		▪ Employee Employment Visa (DN0152)					
		▪ Employee ID Assigned by Jurisdiction (DN0154)	P	S	S	P	P
		▪ Employee Passport Number (DN0156)					
		▪ Employee Individual Taxpayer Identification Number (DN0437)					
	0206	Employee Security ID					
	0031	Date of Injury	P	S	S	P	P
	0043	Employee Last Name	P	S	S	P	P
Claim Administrator	0044	Employee First Name	P	S	S	P	P
	0052	Employee Date of Birth (1)	P	S	S		
	0187	Claim Administrator FEIN (1)	P	S	S		
Employer	0014	Claim Administrator Postal Code					
	0016	Employer FEIN					
	0329	Employer UI Number					
	0230	Employer ID Assigned by Jurisdiction					
Insurer	0006	Insurer FEIN (1)	P	S	S		
Transaction	0295	Maintenance Type Correction Code (2)			P		
	0296	Maintenance Type Correction Code Date (2)			P		
	0002	Maintenance Type Code		P	P	P	P
	0003	Maintenance Type Code Date		P	P	P	P

Additional Confirmation: When a match is found on the primary or secondary “match” data elements, these data elements can be used as ‘additional’ confirmation if the claim is a duplicate, for situations where there may be multiple accidents for the same Date of Injury.

Additional Match Data Confirmation: When a match is found on the primary or secondary “match” data elements per the table above, the following data elements can be used as ‘additional’ confirmation that the claim is a duplicate for situations where there may be multiple injuries for the same Date of Injury. When these fields are evaluated and a match is found then a duplicate error message will be returned on Element Number 0002 Maintenance Type Code with Element Error Number 057-Duplicate Transmission/Transaction. If the duplicate is not identified the claim will be processed. Limitations: The limitation of changing one match data element does not apply to these ‘Additional’ match data elements. See <i>Match Data Rules in Section 4</i> . The suggested optional data element names are listed below. Place an “A” (Additional) in the appropriate column in order to identify the additional match data. Jurisdictions should not use the “additional” match data elements when processing an 02 change transaction because the 02 could be filed to change one or more of these elements.							
			New	Existing	Corrections MTC CO	Acquired Claims (MTC AQ/AU)	Legacy Claims (MTC UR Update Report) for Existing Claims
Injury	0035	Nature of Injury	A	A	A		
	0037	Cause of Injury	A	A	A		

Match Data

For existing claims, only one Match Data Element can be changed on the same MTC 02 Change transaction, unless noted otherwise on the Category Legend. Error message *117- Match data value not consistent with value previously reported* will be returned resulting in a TR-Transaction Rejected acknowledgment.

GROUPING	DN	DATA ELEMENT NAME	New Claims	Existing Claims (including AQ/AU)	Corrections MTC CO	Acquired Claims (MTC AQ/AU)	Legacy Claims (MTC UR)
Claim	0004	Jurisdiction Code					
	0005	Jurisdiction Claim Number		P	P		P
	0015	Claim Administrator Claim Number					
Claimant		Employee ID Type Qualifier (DN0270)					
		▪ Employee SSN (DN0042)	P	S	S	P	P
		▪ Employee Green Card (DN0153)					
		▪ Employee Employment Visa (DN0152)					
		▪ Employee ID Assigned by Jurisdiction (DN0154)	P	S	S	P	P
		▪ Employee Passport Number (DN0156)					
		▪ Employee Individual Taxpayer Identification Number (DN0437)					
	0206	Employee Security ID					
	0031	Date of Injury	P	S	S	P	P
	0043	Employee Last Name	P	S	S	P	P
Claim Administrator Employer	0044	Employee First Name	P	S	S	P	P
	0052	Employee Date of Birth (1)	P	S	S		
	0187	Claim Administrator FEIN (1)	P	S	S		
	0014	Claim Administrator Postal Code					
	0016	Employer FEIN					
	0329	Employer UI Number					
	0230	Employer ID Assigned by Jurisdiction					
	0006	Insurer FEIN (1)	P	S	S		
	0295	Maintenance Type Correction Code (2)			P		
	0296	Maintenance Type Correction Code Date (2)			P		
Transaction	0002	Maintenance Type Code		P	P	P	P
	0003	Maintenance Type Code Date		P	P	P	P

Note: Transaction Grouping' is not applicable to the MTC 02 Change transaction.

The limitation of changing one match data element does not apply to or consider the ‘Additional’ match data elements.

Category Legend as indicated by ‘Applicable = Y’ allows: Employee First Name (DN0043) and Employee Last Name (DN0044) to both change on the FROI 02 Change, as well as Insurer FEIN (DN0006) and Claim Administrator FEIN (DN0187) .

When selecting Primary and Secondary Match Data elements, jurisdictions must recognize the following conditions may apply to the claim and consider which combinations, if any, can be changed at the same time by placing a Y or N in the Applicable column.

Multiple element changes Category legend:		
Category	Conditions	Applicable? (Y/N)
1	Employee First Name (DN0043) and Employee Last Name (DN0044)	Y
2	Insurer FEIN (DN0006) and Claim Administrator FEIN (DN0187)	Y
3	Claim Administrator postal code (DN0014) and Claim Administrator FEIN (DN0187)	N
4	Employer FEIN (DN0016), Insurer FEIN (DN0006), and Claim Administrator FEIN (DN0187)	N
5	Employer FEIN (DN0016), Insurer FEIN (DN0006)	N
7	7 or greater - jurisdiction must define custom allowable combinations	N

Population Restrictions

Where “P” exists in the Population Restrictions Indicator column of the *DN-Error Message* table, there will be a corresponding entry in the Populations Restrictions table.

On FROI, SROI, Both, Header, Trailer	Sorted by Error Message		Match Data?	Jurisdiction will apply edits?	Population Restrictions Indicator				Group	Mandatory field not present	Number of Days Worked must be 0-7	Days must be 0-6
DN		IAIABC Data Element Name								001	018	019
Both	0000	Entire Batch		Y								
Both	0001	Transaction Set ID		F						F		
Both	0002	Maintenance Type Code	Y	F	P					F		
Both	0003	Maintenance Type Code Date	Y	F	P					F		
Both	0004	Jurisdiction Code		F	P					F		
Both	0005	Jurisdiction Claim Number	Y	Y	P					L		
Both	0006	Insurer FEIN	Y	F	P					L		
FROI	0007	Insurer Name		Y						L		

Population Restrictions

Each *Population Restriction* contains: ➤ The DN # and Name

DN	Report or MTC	Data Element Name	Population Restriction	Exception	Error Message Number	Error Message Text	Element Error Text (DN0291)
0002	SROI 02	Maintenance Type Code (For Benefits Segment)	If MTC = 02, and the Benefit segment has at least one Benefit Type with an MTC 02 at the Benefit level, then a Change Data Element/Segment Number (DN0412) 0288 must be present with Change Reason Code: A-Add, U-Update or D-Delete.		064	Invalid data relationship	If MTC 02 in Ben-Chg Reason must = 0288
0002	FROI 01	Maintenance Type Code	<p>The incoming FROI 01 MTC Date must be less than 21 calendar days of the FROI 00 MTC Date or FROI 04 MTC Date</p> <p>Example: FROI 00 (MTC Date 01-01-2024) –FROI 01 (MTC Date 02-15-2024) = Invalid (TR) FROI 00 (MTC Date 01-01-2024) –FROI 01 (MTC Date 01-15-2024) = Valid (TA)</p> <p>For more information on this rejection, please contact Colorado.</p>		063	Invalid event sequence	Contact Jurs;Cancel not allow,Action takenonclaim
0003	FROI & SROI	Maintenance Type Code Date	Must be greater than or equal to Trading Partners EDI Implementation Date	Do not run this edit on Test claims. (DN0104 - Test/Production Indicator = 'T')	111	Must be valid content	Must be greater than or equal to EDI Imp Date
0003	FROI & SROI	Maintenance Type Code Date	MTC Dates must be no more than 7 days prior to Date Transmission Sent.		064	Invalid data relationship	MTC Date cant b more than 7 dys prior to Date Sent
0003	FROI & SROI	Maintenance Type Code Date	MTC Date must be greater than or equal to MTC Date of last MTC Report that is in TA or TE acknowledgment status.		064	Invalid data relationship	Must be >= last MTC Date in TA/TE ack
0004	FROI & SROI	Jurisdiction Code	Value must be = CO		111	Must be valid content	Value must be equal to CO

Population Restrictions

Each *Population Restriction* contains:

Population Restriction, Exception (if applicable), Element Error Number, Error Message Text and the Element Error Text

DN	Report or MTC	Data Element Name	Population Restriction	Exception	Error Message Number	Error Message Text	Element Error Text (DN0291)
0002	SROI 02	Maintenance Type Code (For Benefits Segment)	If MTC = 02, and the Benefit segment has at least one Benefit Type with an MTC 02 at the Benefit level, then a Change Data Element/Segment Number (DN0412) 0288 must be present with Change Reason Code: A-Add, U-Update or D-Delete.		064	Invalid data relationship	If MTC 02 in Ben-Chg Reason must = 0288
0002	FROI 01	Maintenance Type Code	The incoming FROI 01 MTC Date must be less than 21 calendar days of the FROI 00 MTC Date or FROI 04 MTC Date Example: FROI 00 (MTC Date 01-01-2024) –FROI 01 (MTC Date 02-15-2024) = Invalid (TR) FROI 00 (MTC Date 01-01-2024) –FROI 01 (MTC Date 01-15-2024) = Valid (TA) For more information on this rejection, please contact Colorado.		063	Invalid event sequence	Contact Jurs;Cancel not allow,Action takenonclaim
0003	FROI & SROI	Maintenance Type Code Date	Must be greater than or equal to Trading Partners EDI Implementation Date	Do not run this edit on Test claims. (DN0104 - Test/Production Indicator = 'T')	111	Must be valid content	Must be greater than or equal to EDI Imp Date
0003	FROI & SROI	Maintenance Type Code Date	MTC Dates must be no more than 7 days prior to Date Transmission Sent.		064	Invalid data relationship	MTC Date cant b more than 7 dys prior to Date Sent
0003	FROI & SROI	Maintenance Type Code Date	MTC Date must be greater than or equal to MTC Date of last MTC Report that is in TA or TE acknowledgment status.		064	Invalid data relationship	Must be >= last MTC Date in T/TE ack
0004	FROI & SROI	Jurisdiction Code	Value must be = CO		111	Must be valid content	Value must be equal to CO

Population Restrictions

Let's look at an example for DN0154
Employee ID Assigned by Jurisdiction

DN	Report or MTC	Data Element Name	Population Restriction	Exception	Error Message Number	Error Message Text	Element Error Text (DN0291)
0154	FROI & SROI	Employee ID Assigned by Jurisdiction	<p>If DN0270-Employee ID Type Qualifier is = to A then the Jurisdiction will allow the following default however DN0042 Employee SSN is preferred.</p> <p>Format: When establishing a claim must be: '999' followed by DN0052-Employee Date of Birth (MMDDYY), e.g. 999051580 (where Date of Birth is May 15, 1980). DN0052-Employee Date of Birth must be sent on the report to use this format.</p> <p>Note: If the Employee Date of Birth (DN0052) on the claim is changed via a FROI 02, the Employee ID Assigned by Jurisdiction (DN0154) should not be changed and should no longer be compared to the DOB.</p>	Do not apply on Legacy Claims. If DN0154 is the same as the value reported on the latest FROI Report, then do not apply this edit.	111	Must be valid content	See Pop Restriction Table for DN0154 Format Allowed

Population Restrictions

Let's look at another edit example for FROI and SROI 02 Group 1

DN	Report or MTC	Data Element Name	Population Restriction	Exception	Error Message Number	Error Message Text	Element Error Text (DN0291)
0412	FROI 02 & SROI 02 (Group 1)	Change Data Element/Segment Number	If FROI MTC (DN0002) = 02 or SROI MTC (DN0002) = 02 and Change Reason Code (DN0413) = A (Add) or R (Remove) and any of the following DN's are present in Change Data Element/Segment Number (DN0412) then all DN's must be present in Change Data Element/Segment Number (DN0412): 0068 (Initial RTW Date) and 0403 (Initial RTW Type Code) and 0404 (Initial RTW Physical Restrictions Indicator) must be present and each Change Reason Code (DN0413) must have the same value of either = A (Add) or = R (Remove).	Do not apply edit if it is a Legacy Claim as defined by Legacy Claim Definition Tab	064	Invalid data relationship	If02&AorR IfanylRTWDNsPresentAllMustBePresent(1)

Colorado Accident Site County Name




DN	Report or MTC	Data Element Name	Population Restriction	Exception	Error Message Number	Error Message Text	Element Error Text (DN0291)
0118	FROI	Accident Site County/Parish	If ACCIDENT SITE STATE CODE – DN0123 is present and = Implementation State (CO), then Must be valid per the Implementation State's Accident Site County List.	Bypass this edit if ACCIDENT SITE STATE CODE – DN0123 is not present or ACCIDENT SITE STATE CODE – DN0123 is present and not = Implementation State.	111	Must be valid content	Not Found in List of counties for state

Colorado Accident Site County Name See Population Restriction Edit: DN0118 Accident Site County/Parish Error: 111 Must be valid content	
County Code	County Name
001	ADAMS
003	ALAMOSA
005	ARAPAHOE
007	ARCHULETA
009	BACA
011	BENT
013	BOULDER
014	BROOMFIELD
015	CHAFFEE
017	CHEYENNE
019	CLEAR CREEK
021	CONEJOS
023	COSTILLA
025	CROWLEY
027	CUSTER
029	DELTA
031	DENVER
033	DOLORES
035	DOUGLAS
037	EAGLE
039	ELBERT
041	EL PASO
043	FREMONT
045	GARFIELD

Sequencing Table

Colorado’s transaction sequence edits are defined on the *Sequencing table*. If the Apply Seq Edit is = Y, this indicates that the MTC is accepted, and the sequencing edit will be applied. Error text indicates why the report was rejected.

FROI and SROI UR (Update Report) example.

Apply Seq Edit? Y, N, NA 	Incoming Maintenance Type Code	MTC NAME	Element Error Number (DN0116) 	Suggested Error Text (DN0291) limited to 50 bytes Any error messages in blue text are DOWC specific element error text that will be sent.	Incoming Maintenance Type Code	MINIMUM SEQUENCING REQUIREMENTS  The MINIMUM SEQUENCING REQUIREMENTS below are from the IAIABC table. Any additions added by DOWC are noted in blue text.
Y	UR - FROI	Update Report	063	DOWC: CheckJCN-NoLegacyRcvd-URInvalid-SendDiffMTC(F16)	UR-FROI	See DOWC Event Table. IAIABC Note: Submitted on a legacy claim as defined by the jurisdiction's Event Table. Refer to the Legacy Claims Processing Rules in Section 4. DP Rule: FROI: The FROI UR is intended to match a claim previously reported to the state and/or initiate EDI reporting. The FROI UR may or may not be required prior to submitting the SROI UR if the JCN has already been communicated to the Claim Administrator. Refer to Legacy Processing Rules in Section 4 and Migration Document for more information.
Y	UR - SROI	Update Report	063	DOWC: Invalid Event Sequence or SROIURcannotFollowFROICheckDateCImAdmKnow(S21)	UR-SROI	See DOWC Event Table IAIABC Note: Submitted on a legacy claim as defined by the jurisdiction's Event Table. Refer to the Legacy Claims Processing Rules in Section 4. SROI: The SROI UR is intended to provide a starting point for legacy claim data and benefits paid to date. Legacy claims where the initiating payment is issued post implementation will be reported on the Initial Payment or equivalent. Jurisdictions that accept a SROI UR should use the summary as the current picture of the claim. Refer to Legacy Processing Rules in Section 4 for more information.

How does Colorado communicate the status of EDI reports?

Trading Partner sends
FROI Batch:

FROI Claim#1

FROI Claim#2

FROI Claim#3



Colorado returns
Acknowledgment Batch:

AKC TA Claim#1

AKC TE Claim#2

AKC TR Claim#3

Colorado returns an EDI Acknowledgment Record (AKC) for each FROI and SROI report received. The AKC communicates the status of the EDI FROI or SROI report. The status can be a TA, TE or TR.

- Status TA:** Indicates that the EDI report was accepted
- Status TE:** Indicates that the EDI report was accepted with errors. MTC CO must be sent to Correct the error.
- Status TR:** Indicates that the EDI report was rejected. Review the reason to determine if the same FROI or SROI needs to be adjusted and resent.

How does Colorado communicate the status of EDI reports?

When Colorado returns an EDI Acknowledgment Record (AKC) with a status of TE, an MTC CO (Correction) must be sent to “Correct” the Error.

For MTC CO – Two Important DN’s that must be sent:

Maintenance Type Correction Code (DN0295) and

Maintenance Type Correction Code Date (DN0296)

How does Colorado communicate the status of EDI reports?



MTC CO - example:

MTC – **AQ** is sent with an MTC Date **8-1-2026**

DN0022 – Employer Physical State Code requirement code is AE for an AQ.

If DN0022 was sent as 'CP' instead of 'CO', and there were no other errors, the record would be accepted, but this DN would've received a TE error, and this error would need to be fixed with an MTC CO.

Then the MTC CO is then sent on 8-5-2026 and along with all other required data, DN0022 was corrected to reflect 'CO'.

This transaction must also contain the

Maintenance Type Correction Code (DN0295) = **AQ** and the

Maintenance Type Correction Code Date (DN0296) = **8-1-2026**

to identify that this is a Correction to the AQ that was filed with MTC Date 8-1-2026.

What are the filing method options for EDI submissions?

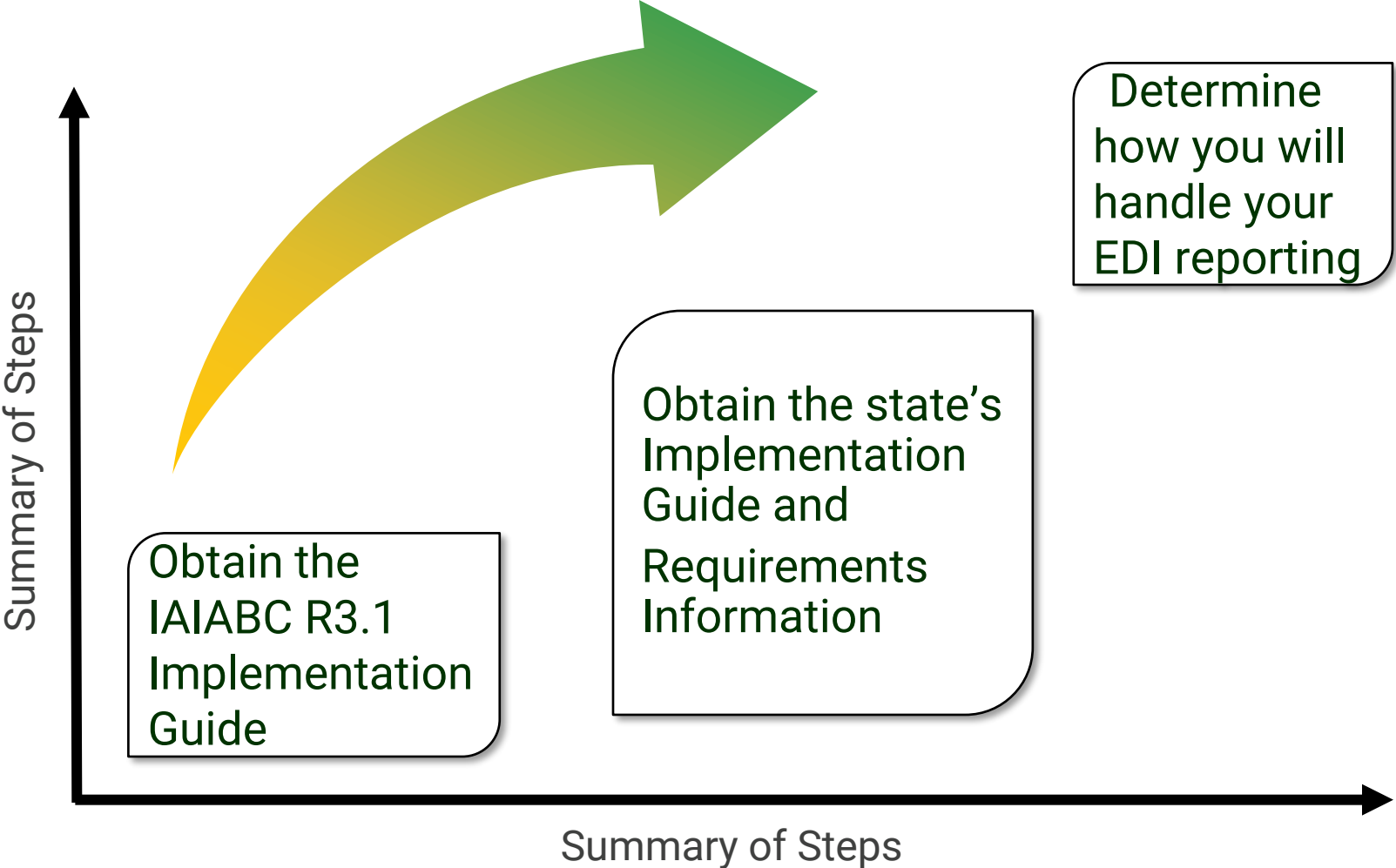


- **Direct Reporting (Secure FTP)**
 - Trading Partners and IAIABC Members with knowledge of the standards reporting EDI Claims Releases in other states.
- **EDI Vendor**
 - List of vendors that have a variety of services to meet your EDI needs are listed on Colorado's website. Colorado does not endorse, nor recommend any one vendor over another.
- **Colorado –Verisk Jurisdiction Web Entry**
 - This web system is provided free, for low volume Trading Partners, by Colorado's EDI Claims Vendor-Verisk

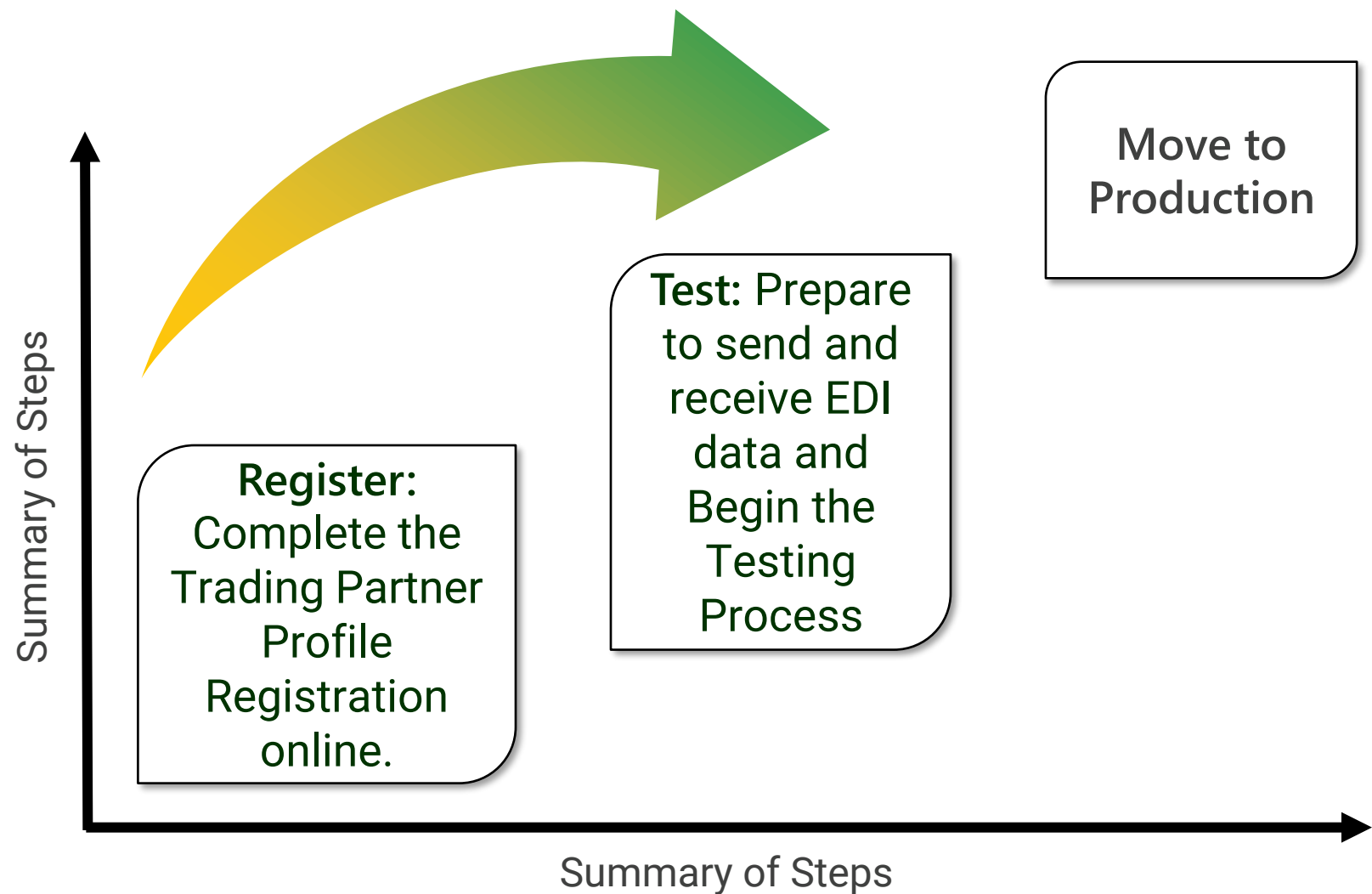


Summary of Steps to Implement EDI Claims Release 3.1 with Colorado

Summary of Steps for Implementation



Summary of Steps for Implementation



How do I get help?

- Please send all questions to the Colorado EDI Support Team via email at CODOWCEDI@VERISK.COM
- If the question is specifically about something in this Information Session, please indicate “Info Session Question” in the subject line.





**THANK YOU
FOR WATCHING
THE COLORADO DIVISION OF
WORKERS' COMPENSATION'S
(CODOWC)
EDI CLAIMS RELEASE 3.1
INFORMATION SESSION**